

## OK Final Risultati

Document 29 OFFICIAL

Rnk	N°	Concorrente / Entrant	Nat	Conditore / Driver	Nat	Equipment	Time	Laps	Best Lap	Gap	Interv.	Sector 1	Sector 2	Sector 3	Penalty
1	211	Tony Kart Racing Team	ITA	Nielsen, Nicklas	DNK	Tony Kart / Vortex / Bridgesto	16:45.090	21	47.513			17.652	15.101	14.760	
2	218	Ward Racing	SWE	Travisanutto, Lorenzo	ITA	Tony Kart / Vortex / Bridgesto	16:46.736	21	47.581	1.646	1.646	17.763	15.050	14.768	
3	209	Kosmic Racing Departeme	ITA	Basz, Karol	POL	Kosmic / Vortex / Bridgestone	16:48.642	21	47.590	3.552	1.906	17.700	15.052	14.838	
4	221	Mad Croc	ITA	Hanley, Benjamin	ITA	Croc Promotion / TM Racing /	16:49.636	21	47.673	4.546	0.994	17.792	15.021	14.860	
5	210	Kosmic Racing Departeme	ITA	Noah, Milell	SWE	Kosmic / Vortex / Bridgestone	16:51.684	21	47.705	6.594	2.048	17.764	15.079	14.862	
6	215	CRG Spa	ITA	Hiltbrand, Pedro	ESP	CRG / Parilla / Bridgestone	16:52.138	21	47.712	7.048	0.454	17.750	15.117	14.845	
7	214	CRG Spa	ITA	Tiene, Felice	ITA	CRG / Parilla / Bridgestone	16:53.745	21	47.795	8.655	1.607	17.741	15.121	14.933	
8	216	CRG Spa	ITA	Tonteri, Paavo	FIN	CRG / Parilla / Bridgestone	16:54.718	21	47.825	9.628	0.973	17.803	15.136	14.886	
9	201	KSM Schumacher Racing T	DEU	Viscaal, Bent	NLD	Tony Kart / Vortex / Bridgesto	16:55.577	21	47.636	10.487	0.859	17.695	15.108	14.833	
10	227	Ricciardo Kart Racing	SWE	Sidebottom, Reece	AUS	Ricciardo / lame / Bridgestone	16:57.096	21	47.762	12.006	1.519	17.760	15.132	14.870	
11	224	Ksm Schumacher Racing T	DEU	Lippkau Luca	DEU	Tony Kart / Vortex / Bridgesto	16:58.902	21	47.877	13.812	1.806	17.770	15.189	14.918	
12	220	Energy Corse Srl	ITA	Palego, Gianluigi	ITA	Energy / TM Racing / Bridgesto	17:00.750	21	47.876	15.660	1.848	17.842	15.072	14.962	
13	226	Birel Art Racing	ITA	Tillett, Archie	GBR	Birel ART / lame / Bridgestone	17:01.271	21	47.952	16.181	0.521	17.859	15.166	14.927	
14	203	Ward Racing	SWE	Gangi, Anthony	USA	Tony Kart / Vortex / Bridgesto	17:04.772	21	47.975	19.682	3.501	17.842	15.169	14.964	
15	235	Colafrancesco Cristiano	ITA	Colafrancesco, Cristian	ITA	Tony Kart / TM Racing / Bridge	17:05.502	21	47.973	20.412	0.730	17.786	15.338	14.849	
16	223	Real Racing	ROU	Vasile, Daniel	ROU	Tony Kart / Vortex / Bridgesto	17:08.881	21	48.306	23.791	3.379	18.027	15.233	15.046	
17	207	Alarm Ag Kart Team	CHE	Weibel, Samuel	CHE	Exprit / Vortex / Bridgestone	17:11.925	21	48.246	26.835	3.044	17.863	15.308	15.075	
18	231	Tecniengines	ITA	Aceto, Massimo	ITA	Birel ART / Tecniengines / Brid	17:15.415	21	48.404	30.325	3.490	18.053	15.243	15.108	
19	204	Ward Racing	SWE	Smolyar, Alexander	RUS	Tony Kart / Vortex / Bridgesto	17:08.504	21	48.074	33.414	3.089	17.827	15.040	15.207	+10.000
20	234	Maiorana Salvatore	ITA	Maiorana, Alessandro	ITA	Lenzo Kart / Lke / Bridgestone	17:19.449	21	48.692	34.359	0.945	18.154	15.428	15.110	
21	206	Dam Racing	DNK	Lindberg, Philip	DNK	Sodi / Lke / Bridgestone	17:19.886	21	48.627	34.796	0.437	18.153	15.354	15.120	
22	225	Birel Art Racing	ITA	Van Leeuwen, Martijn	ITA	Birel ART / lame / Bridgestone	12:57.065	16	47.610	5 Laps	5 Laps	17.729	15.106	14.775	
23	233	Taglienti Group Srl	ITA	Schettino, Mario	ITA	Eks / lame / Bridgestone	8:28.373	10	48.947	11 Laps	6 Laps	18.290	15.467	15.190	
24	228	Mad Croc	ITA	Ferreira, Joao	PRY	Croc Promotion / TM Racing /	7:31.370	9	48.847	12 Laps	1 Lap	18.131	15.524	15.192	
25	213	Tony Kart Racing Team	ITA	Simmenauer, Jean Bapt	FRA	Tony Kart / Vortex / Bridgesto	3:17.001	4	48.105	17 Laps	5 Laps	17.892	15.262	14.951	
26	212	Tony Kart Racing Team	ITA	Novalak, Clement	GBR	Tony Kart / Vortex / Bridgesto	3:17.329	4	48.001	17 Laps	0.328	17.779	15.221	15.001	
27	208	Arnaud Jean Philippe	FRA	Hugo, Arnaud	FRA	Tony Kart / TM Racing / Bridge	2:35.251	3	48.842	18 Laps	1 Lap	18.082	15.545	15.215	
28	230	Ricky Flynn Motorsport	GBR	Yang, Sun Yue	CHN	FA Kart / Vortex / Bridgestone	3:06.802	3	48.361	18 Laps	31.551	17.979	15.287	15.095	
29	229	Ricky Flynn Motorsport	GBR	Sargeant, Logan	USA	FA Kart / Vortex / Bridgestone	1:44.821	2	48.922	19 Laps	1 Lap	18.149	15.510	15.263	
30	202	Ward Racing	SWE	Lappalainen, Konsta	FIN	Tonykart / Vortex / Bridgeston	5.196	0		21 Laps	2 Laps				

N°204 Smolyar, Alexander : Penalty to 10" for decision n° 169 dei CCSS

### Not Classified

219	M.M. Racing Kart	LUX	Sticht, Josef Seppi	DEU	Tony Kart / Vortex / Bridgesto				DNS						
232	Flowers Racing	ITA	Cinti, Riccardo	ITA	Tony Kart / Vortex / Bridgesto				DNS						

Leaders : N°211 Nielsen, Nicklas (1-21)

Start Time : 21/02 - 14:15:08

Best Lap : N°211 Nielsen, Nicklas 47.513 90,92 Kph

Weather : Sunny Air : 12°C Track : Dry

Event Record : N°213 Simmenauer, Jean Baptiste 47.313 91,30 Kph

21^Winter Cup 18-21/02/2016

Page 1 / 1

Ficr Mn

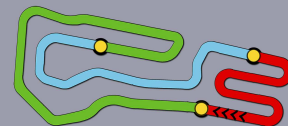
Apex Timing



Scan this QR Code for livetiming

Data processing and charts edit provided by:





OK

## Final Lap Chart

For information purposes. No official / regulatory value

	1	2	3	4	5	6	7	8	9	10	11	12	13	14	15	16	17	18	19	20	21	22	23	24	25	26	27	28	29	30	31	32
Grid	211	218	221	213	209	210	214	212	216	201	230	224	215	220	227	202	226	208	223	231	<del>232</del>	234	235	203	228	225	233	207	204	206	229	<del>239</del>
Start	211	221	218	213	209	210	214	212	216	201	230	220	224	215	227	226	208	223	229	228	231	234	203	225	235	207	<del>202</del>	206	233	204		
Lap 1 Interval	211	221	218	213	209	214	212	210	216	215	220	224	201	227	226	203	229	228	208	225	223	234	231	235	204	207	206	233	230			
Lap 2	211	218	221	213	209	212	214	210	216	215	220	224	227	201	226	<del>229</del>	203	228	225	208	223	234	204	235	231	207	206	233	230			
Lap 3	211	218	221	209	213	212	210	214	215	216	220	224	201	227	226	203	225	228	<del>208</del>	223	204	235	207	231	234	206	233	<del>230</del>				
Lap 4	211	218	221	209	<del>213</del>	<del>212</del>	210	214	215	216	220	224	201	227	226	225	203	223	204	235	228	207	231	234	206	233						
Lap 5	211	218	221	209	210	214	215	216	220	224	201	227	226	225	203	223	204	235	207	228	231	234	206	233								
Lap 6	211	218	209	221	210	215	214	216	220	201	224	227	226	225	203	223	235	204	207	228	231	234	206	233								
Lap 7	211	218	209	221	210	215	214	216	220	201	224	227	225	226	203	223	235	204	207	228	231	234	206	233								
Lap 8	211	218	209	221	210	215	214	216	220	201	224	227	225	226	203	223	235	204	207	228	234	231	206	233								
Lap 9	211	218	209	221	210	215	214	216	220	201	227	224	225	226	203	223	235	204	207	<del>228</del>	234	231	206	233								
Lap 10	211	218	209	221	210	215	214	216	220	201	227	224	225	226	203	223	235	204	207	231	234	206	<del>233</del>									
Lap 11	211	218	209	221	210	215	214	216	220	201	227	225	224	226	203	235	223	204	207	231	234	206										
Lap 12	211	218	209	221	210	215	214	216	220	201	227	225	224	226	203	235	223	204	207	231	234	206										
Lap 13	211	218	209	221	210	215	214	216	220	201	225	227	224	226	203	235	223	204	207	231	234	206										
Lap 14	211	218	209	221	210	215	214	216	220	201	225	227	224	226	203	235	223	204	207	231	234	206										
Lap 15	211	218	209	221	210	215	214	216	220	201	225	227	224	226	203	235	223	204	207	231	234	206										
Lap 16	211	218	209	221	210	215	214	216	201	220	<del>225</del>	227	224	226	203	235	223	204	207	231	234	206										

21^Winter Cup 18-21/02/2016

Ficr Mn

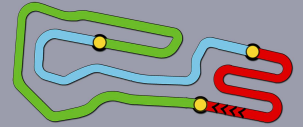
Apex Timing



Scan this QR Code for livetiming

Data processing and charts edit provided by:






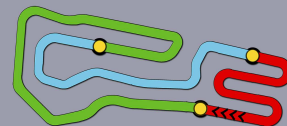
**OK**

## Final Lap Chart

For information purposes. No official / regulatory value

Lap 17	211 1.3	218 2.0	209 0.5	221 1.9	210 0.5	215 1.1	214 0.9	216 1.4	201 1.2	227 0.8	224 1.9	220 0.5	226 2.7	203 1.0	235 1.7	223 0.7	204 1.6	207 4.0	231 2.4	234 0.4	206
Lap 18	211 1.4	218 2.0	209 0.6	221 2.0	210 0.5	215 1.2	214 0.9	216 1.3	201 1.2	227 1.0	224 2.1	220 0.3	226 2.7	203 0.9	235 2.1	223 0.4	204 2.2	207 3.9	231 2.8	234 0.3	206
Lap 19	211 1.4	218 2.0	209 0.7	221 2.0	210 0.4	215 1.3	214 0.9	216 1.2	201 1.2	227 1.2	224 2.1	220 0.3	226 2.7	203 1.2	235 2.1	223 0.2	204 2.6	207 3.8	231 3.2	234 0.2	206
Lap 20	211 1.5	218 2.0	209 0.9	221 1.9	210 0.4	215 1.4	214 0.9	216 1.0	201 1.4	227 1.3	224 2.1	220 0.4	226 3.2	203 0.7	235 2.9	204 0.2	223 2.6	207 3.5	231 3.6	234 0.2	206
Lap 21	211 1.6	218 1.9	209 0.9	221 2.0	210 0.4	215 1.6	214 0.9	216 0.8	201 1.5	227 1.8	224 1.8	220 0.5	226 3.5	203 0.7	235 3.0	204 0.3	223 3.0	207 3.4	231 4.0	234 0.4	206





OK

## Final Analysis

For information purposes. No official / regulatory value

Laps	Sector 1	Sector 2	Sector 3	Lap Time	Laps	Sector 1	Sector 2	Sector 3	Lap Time	Laps	Sector 1	Sector 2	Sector 3	Lap Time
<b>N°201 Viscaal, Bent</b>					16	17.898	15.167	15.062	48.127	10	18.029	15.370	15.469	48.868
1	19.397	16.200	16.691	52.288	17	18.040	15.257	15.079	48.376	11	18.211	15.276	15.233	48.720
2	18.161	15.602	15.773	49.536	18	17.869	15.259	14.959	48.087	12	18.242	15.344	15.298	48.884
3	18.095	15.290	15.016	48.401	19	17.842	15.169	14.964	47.975	13	18.224	15.323	15.141	48.688
4	17.923	15.334	15.035	48.292	20	17.945	15.288	15.309	48.542	14	18.157	15.552	15.147	48.856
5	17.804	15.235	15.015	48.054	21	17.954	15.293	14.980	48.227	15	18.162	15.365	15.178	48.705
6	17.793	15.257	15.053	48.103	<b>N°204 Smolyar, Alexander</b>					16	18.155	15.531	15.283	48.969
7	17.741	15.178	14.918	47.837	1	18.779	16.148	16.361	51.288	17	18.292	15.423	15.296	49.011
8	17.726	15.228	14.923	47.877	2	18.463	15.976	15.601	50.040	18	18.177	15.355	15.250	48.782
9	17.730	15.161	14.901	47.792	3	18.252	15.363	15.493	49.108	19	18.153	15.484	15.231	48.868
10	17.802	15.204	14.860	47.866	4	17.959	15.224	15.581	48.764	20	18.229	15.565	15.145	48.939
11	17.697	15.172	14.964	47.833	5	17.983	15.241	15.312	48.536	21	18.265	15.642	15.279	49.186
12	17.885	16.040	15.220	49.145	6	17.863	15.171	15.433	48.467	<b>N°207 Weibel, Samuel</b>				
13	17.811	15.218	14.893	47.922	7	18.591	15.879	15.432	49.902	1	19.240	16.631	16.643	52.514
14	17.774	15.146	14.902	47.822	8	18.028	15.259	15.341	48.628	2	18.967	15.942	15.677	50.586
15	17.728	15.167	14.855	47.750	9	17.919	15.136	15.312	48.367	3	18.229	15.771	15.300	49.300
16	17.674	15.220	15.079	47.973	10	17.901	15.119	15.296	48.316	4	18.000	15.357	15.174	48.531
17	17.759	15.162	14.850	47.771	11	17.881	15.150	15.408	48.439	5	18.433	15.604	15.312	49.349
18	17.723	15.232	14.874	47.829	12	17.886	15.087	15.293	48.266	6	18.015	15.319	15.168	48.502
19	17.725	15.155	14.876	47.756	13	17.895	15.177	15.367	48.439	7	17.947	15.385	15.196	48.528
20	17.695	15.108	14.833	47.636	14	17.840	15.135	15.304	48.279	8	17.961	15.552	15.154	48.667
21	17.723	15.096	14.887	47.706	15	17.860	15.115	15.213	48.188	9	18.029	15.302	15.013	48.344
<b>N°203 Gangi, Anthony</b>					16	17.853	15.058	15.212	48.123	10	18.029	15.302	15.088	48.419
1	19.403	16.044	16.230	51.677	17	17.893	15.184	15.237	48.314	11	17.913	15.386	15.095	48.394
2	18.179	15.563	15.895	49.637	18	17.827	15.040	15.207	48.074	12	17.863	15.308	15.075	48.246
3	18.162	15.452	15.356	48.970	19	17.826	15.162	15.188	48.176	13	18.002	15.303	15.184	48.489
4	18.397	15.688	15.125	49.210	20	18.113	15.143	15.312	48.568	14	17.944	15.436	15.148	48.528
5	18.106	15.281	15.086	48.473	21	17.925	15.032	15.222	48.179	15	17.993	15.463	15.139	48.595
6	17.981	15.330	15.076	48.387	<b>N°206 Lindberg, Philip</b>					16	18.004	15.347	15.188	48.539
7	17.959	15.195	15.193	48.347	1	19.454	16.330	16.421	52.205	17	18.051	15.460	15.121	48.632
8	17.989	15.291	15.066	48.346	2	18.808	16.036	15.877	50.721	18	18.061	15.483	15.121	48.665
9	17.953	15.239	15.344	48.536	3	18.446	15.774	15.454	49.674	19	17.996	15.387	15.262	48.645
10	17.951	15.357	15.031	48.339	4	18.232	15.636	15.447	49.315	20	17.993	15.498	15.290	48.781
11	17.933	15.235	14.973	48.141	5	18.281	15.756	15.674	49.711	21	18.034	15.557	15.116	48.707
12	17.903	15.177	15.236	48.316	6	18.297	15.585	15.274	49.156	<b>N°208 Hugo, Arnaud</b>				
13	17.981	15.341	15.080	48.402	7	18.315	15.511	15.421	49.247	1	19.368	16.602	16.924	52.894
14	17.955	15.376	15.097	48.428	8	18.302	15.454	15.466	49.222	2	18.937	15.956	15.260	50.153
15	17.931	15.216	14.958	48.105	9	18.153	15.354	15.120	48.627	3	18.082	15.545	15.215	48.842

21<sup>st</sup> Winter Cup 18-21/02/2016

Ficr Mn

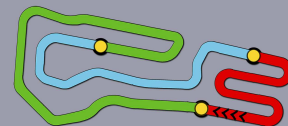
Apex Timing



Scan this QR Code for livetiming

Data processing and charts edit provided by:





OK

## Final Analysis

For information purposes. No official / regulatory value

Laps	Sector 1	Sector 2	Sector 3	Lap Time	Laps	Sector 1	Sector 2	Sector 3	Lap Time	Laps	Sector 1	Sector 2	Sector 3	Lap Time
<b>N°209 Basz, Karol</b>					16	17.775	<b>15.045</b>	14.905	<b>47.725</b>	<b>N°214 Tiene, Felice</b>				
1	<b>19.425</b>	<b>15.735</b>	<b>15.243</b>	<b>50.403</b>	17	17.764	15.079	<b>14.862</b>	<b>47.705</b>	1	<b>19.323</b>	<b>15.888</b>	<b>15.299</b>	<b>50.510</b>
2	<b>18.003</b>	<b>15.297</b>	<b>15.081</b>	<b>48.381</b>	18	17.765	15.104	14.935	47.804	2	<b>18.086</b>	<b>15.321</b>	15.675	<b>49.082</b>
3	<b>17.850</b>	<b>15.286</b>	15.137	<b>48.273</b>	19	17.790	15.093	14.890	47.773	3	<b>17.927</b>	<b>15.249</b>	15.529	<b>48.705</b>
4	<b>17.770</b>	<b>15.122</b>	<b>15.045</b>	<b>47.937</b>	20	17.797	15.074	14.872	47.743	4	<b>17.895</b>	15.256	<b>14.984</b>	<b>48.135</b>
5	17.777	15.136	<b>15.011</b>	<b>47.924</b>	21	17.764	15.134	<b>14.858</b>	47.756	5	<b>17.846</b>	15.270	15.134	48.250
6	18.049	15.244	<b>15.008</b>	48.301	<b>N°211 Nielsen, Nicklas</b>					6	<b>17.831</b>	<b>15.129</b>	15.565	48.525
7	17.785	15.135	<b>14.947</b>	<b>47.867</b>	1	<b>18.387</b>	<b>15.480</b>	<b>15.352</b>	<b>49.219</b>	7	17.833	15.141	15.059	<b>48.033</b>
8	<b>17.677</b>	15.158	14.952	<b>47.787</b>	2	<b>17.975</b>	<b>15.406</b>	<b>15.087</b>	<b>48.468</b>	8	<b>17.752</b>	15.176	14.992	<b>47.920</b>
9	17.711	<b>15.097</b>	15.028	47.836	3	<b>17.903</b>	<b>15.272</b>	<b>15.070</b>	<b>48.245</b>	9	<b>17.743</b>	15.134	14.991	<b>47.868</b>
10	17.721	15.101	<b>14.914</b>	<b>47.736</b>	4	<b>17.838</b>	<b>15.217</b>	<b>14.963</b>	<b>48.018</b>	10	17.776	15.142	<b>14.967</b>	47.885
11	17.715	<b>15.070</b>	14.926	<b>47.711</b>	5	<b>17.702</b>	<b>15.216</b>	<b>14.947</b>	<b>47.865</b>	11	<b>17.741</b>	<b>15.121</b>	<b>14.933</b>	<b>47.795</b>
12	17.723	15.101	<b>14.903</b>	47.727	6	<b>17.692</b>	<b>15.131</b>	<b>14.915</b>	<b>47.738</b>	12	17.832	15.139	15.016	47.987
13	17.706	15.105	14.909	47.720	7	<b>17.668</b>	<b>15.115</b>	<b>14.849</b>	<b>47.632</b>	13	17.781	<b>15.089</b>	14.983	47.853
14	17.686	<b>15.060</b>	14.941	<b>47.687</b>	8	17.680	15.121	14.864	47.665	14	17.826	15.106	15.032	47.964
15	17.706	15.100	<b>14.884</b>	47.690	9	17.693	15.130	14.861	47.684	15	17.847	15.171	14.976	47.994
16	17.729	15.111	14.890	47.730	10	17.699	15.117	<b>14.832</b>	47.648	16	17.807	15.201	14.972	47.980
17	<b>17.656</b>	15.089	<b>14.879</b>	<b>47.624</b>	11	17.687	<b>15.105</b>	<b>14.827</b>	<b>47.619</b>	17	17.794	15.129	14.941	47.864
18	17.681	<b>15.039</b>	14.908	47.628	12	17.669	<b>15.085</b>	14.858	<b>47.612</b>	18	17.801	15.102	14.943	47.846
19	17.670	15.072	14.946	47.688	13	<b>17.666</b>	<b>15.080</b>	14.851	<b>47.597</b>	19	17.804	15.127	14.959	47.890
20	17.700	15.052	<b>14.838</b>	<b>47.590</b>	14	17.671	15.097	<b>14.793</b>	<b>47.561</b>	20	17.799	15.125	14.972	47.896
21	17.733	<b>15.033</b>	14.887	47.653	15	17.681	<b>15.048</b>	14.810	<b>47.539</b>	21	17.797	<b>15.087</b>	14.943	47.827
<b>N°210 Noah, Milell</b>					16	<b>17.652</b>	15.101	<b>14.760</b>	<b>47.513</b>	<b>N°215 Hiltbrand, Pedro</b>				
1	<b>19.496</b>	<b>16.017</b>	<b>15.580</b>	<b>51.093</b>	17	17.662	15.153	14.856	47.671	1	<b>19.322</b>	<b>15.964</b>	<b>15.608</b>	<b>50.894</b>
2	<b>18.025</b>	<b>15.327</b>	<b>15.283</b>	<b>48.635</b>	18	17.665	15.137	14.812	47.614	2	<b>18.108</b>	<b>15.397</b>	<b>15.110</b>	<b>48.615</b>
3	18.026	<b>15.320</b>	<b>15.136</b>	<b>48.482</b>	19	17.753	15.074	14.786	47.613	3	<b>17.957</b>	<b>15.336</b>	<b>15.096</b>	<b>48.389</b>
4	<b>17.832</b>	<b>15.225</b>	<b>14.971</b>	<b>48.028</b>	20	17.737	<b>15.035</b>	14.767	47.539	4	<b>17.851</b>	<b>15.287</b>	<b>14.956</b>	<b>48.094</b>
5	17.916	15.242	15.208	48.366	21	17.741	15.126	14.812	47.679	5	<b>17.850</b>	<b>15.175</b>	15.025	<b>48.050</b>
6	<b>17.789</b>	<b>15.183</b>	15.057	48.029	<b>N°212 Novalak, Clement</b>					6	17.867	15.207	14.992	48.066
7	17.817	15.187	<b>14.930</b>	<b>47.934</b>	1	<b>19.203</b>	<b>16.117</b>	<b>15.284</b>	<b>50.604</b>	7	<b>17.834</b>	<b>15.163</b>	15.022	<b>48.019</b>
8	<b>17.762</b>	<b>15.150</b>	14.989	<b>47.901</b>	2	<b>17.925</b>	<b>15.299</b>	<b>15.172</b>	<b>48.396</b>	8	<b>17.789</b>	15.189	14.957	<b>47.935</b>
9	17.864	15.187	<b>14.882</b>	47.933	3	<b>17.811</b>	<b>15.259</b>	<b>15.036</b>	<b>48.106</b>	9	<b>17.753</b>	<b>15.141</b>	<b>14.898</b>	<b>47.792</b>
10	17.838	15.159	14.934	47.931	4	<b>17.779</b>	<b>15.221</b>	<b>15.001</b>	<b>48.001</b>	10	17.793	15.157	14.909	47.859
11	17.776	<b>15.098</b>	14.955	<b>47.829</b>	<b>N°213 Simmenauer, Jean Baptiste</b>					11	17.782	15.168	14.935	47.885
12	17.795	15.133	14.906	47.834	1	<b>19.059</b>	<b>15.633</b>	<b>15.113</b>	<b>49.805</b>	12	17.793	<b>15.116</b>	14.910	47.819
13	17.776	15.099	14.907	<b>47.782</b>	2	<b>18.062</b>	<b>15.436</b>	15.178	<b>48.676</b>	13	17.762	<b>15.111</b>	<b>14.885</b>	<b>47.758</b>
14	17.770	<b>15.097</b>	<b>14.866</b>	<b>47.733</b>	3	<b>18.043</b>	<b>15.337</b>	15.327	48.707	14	17.825	15.148	<b>14.866</b>	47.839
15	17.765	15.151	14.886	47.802	4	<b>17.892</b>	<b>15.262</b>	<b>14.951</b>	<b>48.105</b>	15	17.778	15.164	14.889	47.831

21^Winter Cup 18-21/02/2016

Ficr Mn

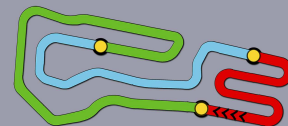
Apex Timing



Scan this QR Code for livetiming

Data processing and charts edit provided by:





OK

## Final Analysis

For information purposes. No official / regulatory value

Laps	Sector 1	Sector 2	Sector 3	Lap Time	Laps	Sector 1	Sector 2	Sector 3	Lap Time	Laps	Sector 1	Sector 2	Sector 3	Lap Time
16	<b>17.742</b>	15.131	14.892	47.765	10	17.789	15.091	<b>14.814</b>	<b>47.694</b>	4	17.970	<b>15.212</b>	<b>15.070</b>	<b>48.252</b>
17	17.755	15.150	14.878	47.783	11	<b>17.762</b>	<b>15.073</b>	14.819	<b>47.654</b>	5	<b>17.923</b>	<b>15.199</b>	<b>15.042</b>	<b>48.164</b>
18	17.776	15.127	<b>14.849</b>	<b>47.752</b>	12	<b>17.757</b>	15.073	<b>14.788</b>	<b>47.618</b>	6	18.330	15.357	<b>14.995</b>	48.682
19	17.765	15.128	<b>14.838</b>	<b>47.731</b>	13	17.775	15.083	14.854	47.712	7	<b>17.793</b>	<b>15.168</b>	<b>14.941</b>	<b>47.902</b>
20	17.744	15.163	14.859	47.766	14	<b>17.752</b>	<b>15.070</b>	14.801	47.623	8	17.800	<b>15.136</b>	14.957	<b>47.893</b>
21	17.750	15.117	14.845	<b>47.712</b>	15	17.763	<b>15.050</b>	<b>14.768</b>	<b>47.581</b>	9	17.816	15.143	14.948	47.907
<b>N°216 Tonteri, Paavo</b>					16	<b>17.748</b>	15.071	14.853	47.672	10	<b>17.766</b>	<b>15.046</b>	<b>14.932</b>	<b>47.744</b>
1	<b>19.360</b>	<b>16.181</b>	<b>15.431</b>	<b>50.972</b>	17	17.799	15.097	<b>14.765</b>	47.661	11	<b>17.707</b>	15.057	<b>14.929</b>	<b>47.693</b>
2	<b>18.265</b>	<b>15.474</b>	<b>15.058</b>	<b>48.797</b>	18	17.766	15.092	14.794	47.652	12	17.749	<b>15.026</b>	14.962	47.737
3	<b>18.007</b>	<b>15.397</b>	15.557	48.961	19	17.807	15.070	14.779	47.656	13	17.792	15.065	14.959	47.816
4	18.022	<b>15.339</b>	<b>15.017</b>	<b>48.378</b>	20	17.750	15.070	14.790	47.610	14	17.792	<b>15.021</b>	<b>14.860</b>	<b>47.673</b>
5	<b>17.919</b>	<b>15.275</b>	15.100	<b>48.294</b>	21	17.769	15.154	14.851	47.774	15	17.821	15.029	14.878	47.728
6	<b>17.858</b>	<b>15.242</b>	<b>15.004</b>	<b>48.104</b>	<b>N°220 Palego, Gianluigi</b>					16	17.799	15.032	<b>14.844</b>	47.675
7	<b>17.856</b>	15.248	<b>14.932</b>	<b>48.036</b>	1	<b>19.465</b>	<b>16.320</b>	<b>15.935</b>	<b>51.720</b>	17	17.803	15.047	14.884	47.734
8	<b>17.846</b>	<b>15.211</b>	<b>14.906</b>	<b>47.963</b>	2	<b>18.290</b>	<b>15.403</b>	<b>15.203</b>	<b>48.896</b>	18	17.830	15.038	14.915	47.783
9	<b>17.802</b>	<b>15.209</b>	14.911	<b>47.922</b>	3	<b>17.973</b>	<b>15.304</b>	<b>15.064</b>	<b>48.341</b>	19	17.856	<b>15.014</b>	14.898	47.768
10	<b>17.800</b>	<b>15.146</b>	14.956	<b>47.902</b>	4	<b>17.943</b>	<b>15.247</b>	15.099	<b>48.289</b>	20	17.816	15.064	14.893	47.773
11	17.826	15.197	14.961	47.984	5	<b>17.855</b>	<b>15.217</b>	<b>15.041</b>	<b>48.113</b>	21	17.761	15.029	14.910	47.700
12	17.818	15.210	14.912	47.940	6	17.856	15.222	15.135	48.213	<b>N°223 Vasile, Daniel</b>				
13	17.845	15.243	14.926	48.014	7	<b>17.807</b>	<b>15.159</b>	<b>14.980</b>	<b>47.946</b>	1	<b>19.613</b>	<b>16.383</b>	<b>17.035</b>	<b>53.031</b>
14	17.819	15.157	14.964	47.940	8	17.835	15.178	15.079	48.092	2	<b>18.898</b>	<b>16.016</b>	<b>15.565</b>	<b>50.479</b>
15	17.823	15.225	<b>14.895</b>	47.943	9	17.837	<b>15.095</b>	15.037	47.969	3	<b>18.115</b>	<b>15.438</b>	<b>15.153</b>	<b>48.706</b>
16	<b>17.778</b>	15.197	14.904	<b>47.879</b>	10	17.814	15.186	<b>14.965</b>	47.965	4	<b>18.074</b>	<b>15.424</b>	15.398	48.896
17	17.788	15.176	14.925	47.889	11	<b>17.792</b>	15.095	15.019	<b>47.906</b>	5	18.292	<b>15.378</b>	<b>15.095</b>	48.765
18	17.815	15.173	14.916	47.904	12	18.252	15.452	<b>14.955</b>	48.659	6	<b>17.998</b>	<b>15.238</b>	<b>15.090</b>	<b>48.326</b>
19	17.852	15.158	<b>14.887</b>	47.897	13	17.831	15.109	14.976	47.916	7	18.091	15.272	<b>15.085</b>	48.448
20	17.803	<b>15.136</b>	<b>14.886</b>	<b>47.825</b>	14	17.822	15.152	14.997	47.971	8	18.063	<b>15.211</b>	<b>15.071</b>	48.345
21	17.820	15.165	14.910	47.895	15	17.823	15.144	14.991	47.958	9	17.999	15.256	15.199	48.454
<b>N°218 Travanutto, Lorenzo</b>					16	17.887	15.151	15.419	48.457	10	18.046	15.257	15.363	48.666
1	<b>18.718</b>	<b>15.475</b>	<b>15.037</b>	<b>49.230</b>	17	21.063	15.508	15.143	51.714	11	18.313	15.381	15.118	48.812
2	<b>18.038</b>	<b>15.469</b>	15.101	<b>48.608</b>	18	18.025	15.171	14.993	48.189	12	18.060	15.271	15.128	48.459
3	<b>17.923</b>	<b>15.286</b>	<b>15.002</b>	<b>48.211</b>	19	17.807	15.227	14.991	48.025	13	18.037	15.249	15.103	48.389
4	<b>17.905</b>	<b>15.248</b>	<b>14.921</b>	<b>48.074</b>	20	17.858	15.132	14.972	47.962	14	18.149	15.271	<b>15.059</b>	48.479
5	17.915	<b>15.192</b>	<b>14.869</b>	<b>47.976</b>	21	17.842	<b>15.072</b>	14.962	<b>47.876</b>	15	18.060	15.283	<b>15.014</b>	48.357
6	<b>17.795</b>	<b>15.173</b>	14.878	<b>47.846</b>	<b>N°221 Hanley, Benjamin</b>					16	18.064	15.296	<b>14.989</b>	48.349
7	<b>17.770</b>	<b>15.126</b>	<b>14.855</b>	<b>47.751</b>	1	<b>18.327</b>	<b>15.548</b>	<b>15.237</b>	<b>49.112</b>	17	18.054	15.272	15.029	48.355
8	17.801	15.158	14.856	47.815	2	<b>18.103</b>	<b>15.444</b>	15.480	<b>49.027</b>	18	18.082	<b>15.192</b>	15.095	48.369
9	17.810	<b>15.074</b>	<b>14.823</b>	<b>47.707</b>	3	<b>17.943</b>	<b>15.292</b>	<b>15.107</b>	<b>48.342</b>	19	18.008	15.247	15.089	48.344

21^Winter Cup 18-21/02/2016

Ficr Mn

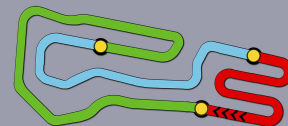
Apex Timing



Scan this QR Code for livetiming

Data processing and charts edit provided by:





OK

## Final Analysis

For information purposes. No official / regulatory value

Laps	Sector 1	Sector 2	Sector 3	Lap Time
20	18.654	15.372	15.087	49.113
21	18.027	15.233	15.046	<b>48.306</b>

### N°224 Lippkau Luca

Laps	Sector 1	Sector 2	Sector 3	Lap Time
1	19.687	16.239	15.954	51.880
2	18.229	15.550	15.355	49.134
3	17.977	15.411	15.122	48.510
4	17.920	15.244	15.153	48.317
5	17.930	15.225	15.089	48.244
6	17.855	15.237	15.378	48.470
7	17.817	15.309	14.923	48.049
8	17.776	15.215	14.970	47.961
9	17.849	15.200	15.242	48.291
10	17.947	15.308	15.027	48.282
11	17.808	15.327	15.525	48.660
12	17.896	15.209	14.995	48.100
13	17.831	15.156	14.948	47.935
14	17.770	15.189	14.918	47.877
15	17.791	15.162	14.981	47.934
16	17.908	15.192	15.251	48.351
17	17.911	15.256	14.938	48.105
18	17.854	15.224	14.935	48.013
19	17.816	15.205	14.961	47.982
20	17.814	15.173	14.991	47.978
21	17.823	15.263	15.092	48.178

### N°225 Van Leeuwen, Martijn

Laps	Sector 1	Sector 2	Sector 3	Lap Time
1	19.385	15.856	16.820	52.061
2	18.718	15.658	15.174	49.550
3	17.997	15.570	14.990	48.557
4	18.278	15.436	14.984	48.698
5	17.906	15.200	14.874	47.980
6	17.790	15.198	14.928	47.916
7	17.902	15.167	14.873	47.942
8	17.774	15.163	14.807	47.744
9	17.729	15.106	14.775	47.610
10	17.738	15.198	14.807	47.743
11	17.702	15.132	14.983	47.817
12	17.793	15.244	14.870	47.907
13	17.877	15.184	14.853	47.914

Laps	Sector 1	Sector 2	Sector 3	Lap Time
14	17.755	15.224	14.793	47.772
15	17.733	15.160	14.795	47.688
16	17.723	15.176	14.881	47.780

### N°226 Tillett, Archie

Laps	Sector 1	Sector 2	Sector 3	Lap Time
1	19.304	16.324	16.491	52.119
2	18.309	15.600	15.231	49.140
3	18.399	15.578	15.145	49.122
4	18.008	15.418	15.088	48.514
5	17.936	15.453	15.043	48.432
6	18.014	15.351	15.068	48.433
7	18.157	15.343	15.094	48.594
8	18.028	15.285	14.995	48.308
9	17.877	15.377	14.970	48.224
10	17.948	15.270	14.961	48.179
11	17.934	15.294	14.974	48.202
12	17.838	15.270	15.038	48.146
13	17.872	15.306	14.956	48.134
14	17.892	15.280	14.942	48.114
15	17.828	15.214	14.931	47.973
16	17.859	15.239	14.912	48.010
17	17.942	15.382	15.009	48.333
18	17.877	15.243	14.877	47.997
19	17.820	15.223	14.975	48.018
20	17.833	15.313	14.923	48.069
21	17.859	15.166	14.927	47.952

### N°227 Sidebottom, Reece

Laps	Sector 1	Sector 2	Sector 3	Lap Time
1	19.773	16.357	16.092	52.222
2	18.279	15.509	15.255	49.043
3	18.347	15.316	15.063	48.726
4	18.006	15.326	14.963	48.295
5	17.984	15.292	14.946	48.222
6	17.844	15.331	14.925	48.100
7	17.886	15.256	14.868	48.010
8	17.769	15.260	14.828	47.857
9	17.783	15.247	14.915	47.945
10	17.857	15.161	14.804	47.822
11	17.817	15.169	14.824	47.810
12	17.745	15.369	15.672	48.786

Laps	Sector 1	Sector 2	Sector 3	Lap Time
13	18.096	15.307	14.881	48.284
14	17.960	15.184	14.792	47.936
15	17.789	15.178	14.851	47.818
16	17.773	15.205	14.807	47.785
17	18.288	15.195	14.840	48.323
18	17.760	15.132	14.870	47.762
19	17.809	15.162	14.868	47.839
20	17.801	15.194	14.815	47.810
21	17.827	15.114	14.821	47.762

### N°228 Ferreira, Joao

Laps	Sector 1	Sector 2	Sector 3	Lap Time
1	19.917	16.323	16.115	52.355
2	18.299	15.637	15.469	49.405
3	18.215	15.983	15.251	49.449
4	18.202	15.482	17.054	50.738
5	18.411	15.520	15.610	49.541
6	18.306	15.526	15.260	49.092
7	18.131	15.524	15.192	48.847
8	18.201	15.577	15.386	49.164
9	18.199	15.589	15.151	48.939

### N°229 Sargeant, Logan

Laps	Sector 1	Sector 2	Sector 3	Lap Time
1	19.254	16.218	16.888	52.360
2	18.149	15.510	15.263	48.922

### N°230 Yang, Sun Yue

Laps	Sector 1	Sector 2	Sector 3	Lap Time
1	56.518	15.541	15.282	1:27.341
2	18.064	15.354	15.196	48.614
3	17.979	15.287	15.095	48.361

### N°231 Aceto, Massimo

Laps	Sector 1	Sector 2	Sector 3	Lap Time
1	20.002	16.439	16.752	53.193
2	19.124	16.006	15.622	50.752
3	18.347	15.618	15.802	49.767
4	18.122	15.464	15.284	48.870
5	18.257	15.441	15.357	49.055
6	18.389	15.462	15.307	49.158
7	18.231	15.436	15.262	48.929
8	18.130	15.429	16.026	49.585
9	18.084	15.388	15.221	48.693
10	18.321	15.410	15.921	49.652

21<sup>st</sup> Winter Cup 18-21/02/2016

Ficr Mn

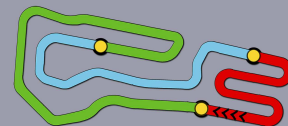
Apex Timing



Scan this QR Code for livetiming

Data processing and charts edit provided by:





OK

## Final Analysis

For information purposes. No official / regulatory value

Laps	Sector 1	Sector 2	Sector 3	Lap Time
11	18.164	<b>15.302</b>	<b>15.121</b>	<b>48.587</b>
12	18.125	15.309	15.188	48.622
13	18.105	<b>15.280</b>	15.163	<b>48.548</b>
14	<b>18.011</b>	15.296	15.134	<b>48.441</b>
15	18.053	<b>15.243</b>	<b>15.108</b>	<b>48.404</b>
16	18.117	15.295	<b>15.107</b>	48.519
17	18.138	15.286	15.120	48.544
18	18.097	15.316	15.121	48.534
19	18.120	15.253	15.142	48.515
20	18.073	15.371	15.110	48.554
21	18.086	15.409	15.125	48.620

Laps	Sector 1	Sector 2	Sector 3	Lap Time
16	18.218	15.470	15.204	48.892
17	18.303	15.432	15.165	48.900
18	18.317	15.394	15.149	48.860
19	18.314	15.477	15.147	48.938
20	18.364	15.384	15.191	48.939
21	18.358	15.458	15.205	49.021

**N°233 Schettino, Mario**

Laps	Sector 1	Sector 2	Sector 3	Lap Time
1	<b>19.400</b>	<b>16.533</b>	<b>16.234</b>	<b>52.167</b>
2	<b>18.901</b>	<b>16.195</b>	<b>15.697</b>	<b>50.793</b>
3	<b>18.618</b>	<b>16.043</b>	<b>15.432</b>	<b>50.093</b>
4	<b>18.415</b>	<b>15.751</b>	<b>15.278</b>	<b>49.444</b>
5	<b>18.330</b>	<b>15.646</b>	<b>15.229</b>	<b>49.205</b>
6	18.365	15.725	<b>15.224</b>	49.314
7	<b>18.308</b>	<b>15.594</b>	<b>15.199</b>	<b>49.101</b>
8	18.340	15.634	<b>15.198</b>	49.172
9	<b>18.290</b>	<b>15.467</b>	<b>15.190</b>	<b>48.947</b>
10	<b>18.222</b>	19.082	17.140	54.444

**N°235 Colafrancesco, Cristiano**

Laps	Sector 1	Sector 2	Sector 3	Lap Time
1	<b>19.458</b>	<b>16.542</b>	<b>16.446</b>	<b>52.446</b>
2	<b>18.549</b>	<b>16.390</b>	<b>15.418</b>	<b>50.357</b>
3	<b>18.511</b>	<b>15.672</b>	<b>15.249</b>	<b>49.432</b>
4	<b>17.963</b>	<b>15.418</b>	15.256	<b>48.637</b>
5	17.964	<b>15.370</b>	<b>14.990</b>	<b>48.324</b>
6	<b>17.954</b>	<b>15.354</b>	15.015	<b>48.323</b>
7	18.383	15.465	15.051	48.899
8	<b>17.883</b>	<b>15.346</b>	14.999	<b>48.228</b>
9	<b>17.873</b>	<b>15.317</b>	<b>14.988</b>	<b>48.178</b>
10	<b>17.838</b>	<b>15.307</b>	15.045	48.190
11	17.986	15.314	<b>14.931</b>	48.231
12	17.871	15.329	14.980	48.180
13	17.918	15.387	15.066	48.371
14	17.897	15.329	<b>14.904</b>	<b>48.130</b>
15	17.911	15.353	<b>14.862</b>	<b>48.126</b>
16	17.859	<b>15.302</b>	14.949	<b>48.110</b>
17	17.968	15.375	14.864	48.207
18	<b>17.786</b>	15.338	<b>14.849</b>	<b>47.973</b>
19	17.963	15.318	15.003	48.284
20	17.865	15.311	14.889	48.065
21	17.906	15.404	14.861	48.171

**N°234 Maiorana, Alessandro**

Laps	Sector 1	Sector 2	Sector 3	Lap Time
1	<b>19.899</b>	<b>16.443</b>	<b>16.310</b>	<b>52.652</b>
2	<b>18.697</b>	<b>16.123</b>	<b>15.574</b>	<b>50.394</b>
3	<b>18.587</b>	<b>15.630</b>	16.390	50.607
4	<b>18.315</b>	<b>15.515</b>	<b>15.287</b>	<b>49.117</b>
5	<b>18.262</b>	<b>15.439</b>	15.415	<b>49.116</b>
6	18.290	<b>15.404</b>	<b>15.162</b>	<b>48.856</b>
7	<b>18.165</b>	15.550	15.310	49.025
8	18.180	15.446	15.357	48.983
9	<b>18.068</b>	15.510	15.235	<b>48.813</b>
10	18.304	15.526	16.048	49.878
11	18.492	15.407	<b>15.146</b>	49.045
12	18.154	15.428	<b>15.110</b>	<b>48.692</b>
13	18.192	<b>15.349</b>	15.153	48.694
14	18.345	15.420	15.114	48.879
15	18.184	15.415	15.452	49.051

21^Winter Cup 18-21/02/2016

Ficr Mn

Apex Timing

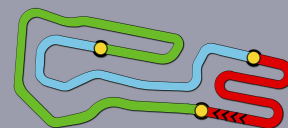


Scan this QR Code for livetiming

Data processing and charts edit provided by:







OK

Final  
Starting Grid

Document 27 OFFICIAL

219	<b>Sticht, Josef Seppi</b> Tony Kart / Vortex / Bridgestone		16	229	<b>Sargeant, Logan</b> FA Kart / Vortex / Bridgestone	
206	<b>Lindberg, Philip</b> Sodi / Lke / Bridgestone		15	204	<b>Smolyar, Alexander</b> Tony Kart / Vortex / Bridgestone	
207	<b>Weibel, Samuel</b> Exprit / Vortex / Bridgestone		14	233	<b>Schettino, Mario</b> Eks / lame / Bridgestone	
225	<b>Van Leeuwen, Martijn</b> Birel ART / lame / Bridgestone		13	228	<b>Ferreira, Joao</b> Croc Promotion / TM Racing / Bridgestone	
203	<b>Gangi, Anthony</b> Tony Kart / Vortex / Bridgestone		12	235	<b>Colafrancesco, Cristiano</b> Tony Kart / TM Racing / Bridgestone	
234	<b>Maiorana, Alessandro</b> Lenzo Kart / Lke / Bridgestone		11	232	<b>Cinti, Riccardo</b> Tony Kart / Vortex / Bridgestone	
231	<b>Aceto, Massimo</b> Birel ART / Tecniengines / Bridgestone		10	223	<b>Vasile, Daniel</b> Tony Kart / Vortex / Bridgestone	
208	<b>Hugo, Arnaud</b> Tony Kart / TM Racing / Bridgestone		9	226	<b>Tillett, Archie</b> Birel ART / lame / Bridgestone	
202	<b>Lappalainen, Konsta</b> Tonykart / Vortex / Bridgestone		8	227	<b>Sidebottom, Reece</b> Ricciardo / lame / Bridgestone	
220	<b>Palego, Gianluigi</b> Energy / TM Racing / Bridgestone		7	215	<b>Hiltbrand, Pedro</b> CRG / Parilla / Bridgestone	
224	<b>Lippkau Luca</b> Tony Kart / Vortex / Bridgestone		6	230	<b>Yang, Sun Yue</b> FA Kart / Vortex / Bridgestone	
201	<b>Viscaal, Bent</b> Tony Kart / Vortex / Bridgestone		5	216	<b>Tonteri, Paavo</b> CRG / Parilla / Bridgestone	
212	<b>Novalak, Clement</b> Tony Kart / Vortex / Bridgestone		4	214	<b>Tiene, Felice</b> CRG / Parilla / Bridgestone	
210	<b>Noah, Milell</b> Kosmic / Vortex / Bridgestone		3	209	<b>Basz, Karol</b> Kosmic / Vortex / Bridgestone	
213	<b>Simmenauer, Jean Baptiste</b> Tony Kart / Vortex / Bridgestone		2	221	<b>Hanley, Benjamin</b> Croc Promotion / TM Racing / Bridgestone	
218	<b>Travisanutto, Lorenzo</b> Tony Kart / Vortex / Bridgestone		1	211	<b>Nielsen, Nicklas</b> Tony Kart / Vortex / Bridgestone	

POLE POSITION



Start : 21/02 - 14:05 21 Laps = 25,200 Km

21^Winter Cup 18-21/02/2016

Ficr Mn

Apex Timing

Data processing and charts edit  
provided by:



Scan this QR Code for livetiming