

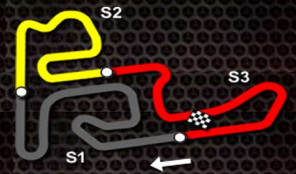


ROUND 4
Genk International Circuit
30 May - 2 June 2013



RESULTS BOOKLET

Rnk	No.	Driver	Nat	R1F1	R1F2	R2F1	R2F2	R3F1	R3F2	R4F1	R4F2	Points
1	112	Negro Riccardo	ITA	35	30	9	30	35	30	35	20	224
2	105	Zanchetta Marco	ITA	10	50	35	50	7	50	0	15	217
3	104	Midrla Jan	CZE	20	20	20	20	20	15	6	12	133
4	102	Johansson Joel	SWE	2	15	10	10	-	-	0	50	87
5	114	Antonsen Emil	NOR	1	9	0	12	3	12	7	30	74
6	131	Celenta Francesco	ITA	7	2	7	6	10	20	-	-	52
7	101	Juodvirsis Simas	LTU	8	7	8	8	9	10	-	-	50
8	111	Dragan Tomi	ROU	9	10	5	4	6	7	-	-	41
9	108	Cunati Simone	ITA	0	1	6	9	5	6	5	3	35
10	116	Kremers Marijn	NLD	3	4	0	7	4	4	E	9	31
11	159	Fasberg Andreas	DNK	-	-	-	-	-	-	20	10	30
12	107	Roy Maxime	ERA	6	3	-	15	0	1	-	-	25
13	115	Idzkowski Bartosz	POL	-	0	0	2	8	8	0	0	18
14	154	Schmitz Alexander	DEU	-	-	-	-	-	-	10	7	17
15	118	Spinelli Loris	ITA	5	12	-	-	-	-	-	-	17
16	151	Romkema Ricardo	NLD	-	-	-	-	-	-	8	6	14
17	155	Specken Guust	NLD	-	-	-	-	-	-	2	8	10
18	153	Charles Kenny	BEL	-	-	-	-	-	-	9	0	9
19	130	Di Poto Luigi	ITA	-	-	-	-	0	9	-	-	9
20	149	Piccini Alessio	ITA	-	-	-	-	-	5	3	1	9
21	110	Martinez Giovanni	ITA	0	8	-	-	0	0	-	-	8
22	120	Pescador Jorge	ESP	-	0	1	5	1	0	-	-	7
23	106	Doubek Martin	CZE	0	6	0	0	-	-	-	-	6
24	141	Sierra Martin Jose Luis	ESP	-	-	3	3	-	-	-	-	6
25	109	Gonzales Luis	ESP	-	-	4	1	-	-	-	-	5
26	122	Scarlino Stefano	ITA	0	5	-	-	0	0	-	-	5
27	158	Dontje Milan	NLD	-	-	-	-	-	-	0	5	5
28	140	Delli Compagni Daniele	ITA	4	0	-	-	-	-	-	-	4
29	152	Gyr Kevin	CHN	-	-	-	-	-	-	4	0	4
30	124	Di Silvestre Moreno	ITA	-	-	-	-	2	2	-	-	4
31	157	Cox Niels	BEL	-	-	-	-	-	-	E	4	4
32	129	Ercoli Gianmarco	ITA	-	-	-	-	E	3	-	-	3
33	146	Villanueva Suarez German	ESP	-	-	2	0	-	-	-	-	2
34	150	De Gaye Brice	ERA	-	-	-	-	-	-	0	2	2
35	156	Santoni Francois	ERA	-	-	-	-	-	-	1	0	1
36	145	Prosperi Enrico	ESP	-	-	0	0	E	0	0	0	0
37	126	Savona Federico	ITA	-	-	-	-	0	0	-	-	0
38	121	Mizzoni Mirko	ITA	0	0	-	-	0	0	-	-	0
39	143	Alvarez Alejandro	ESP	-	-	0	0	-	-	-	-	0
40	147	Barberini Cosimo	ITA	-	-	-	-	0	0	-	-	0
41	160	Maxa Radim	CZE	-	-	-	-	-	-	0	0	0
42	148	Costantini Sirio	ITA	-	-	-	-	-	0	-	-	0
43	128	Spavone Antonio	ITA	-	-	-	-	0	0	-	-	0
44	142	Gomez R.oriol Alvaro	ESP	-	-	E	0	-	-	-	-	0
45	125	Mandozzi Giorgio A.	VEN	-	-	-	-	0	0	-	-	0
46	127	Mollo Ciro	ITA	-	-	-	-	0	0	-	-	0
47	123	Buznikov Philipp	RUS	-	-	-	-	0	0	-	-	0
48	144	Cobian Gonzales Javier	ESP	-	-	-	0	-	-	-	-	0
49	103	Manetti Alessandro	ITA	-	-	-	-	0	0	-	-	0



KZ2

Final 2 (F2)

Results

Document 16.1 OFFICIAL

Subject to scrutineering & sporting investigations

Rnk	No.	Entrant	Nat	Driver	Nat	Equipment	Laps	Gap	Interv.	Best Lap	Points
1	102	Energy Corse Srl	ITA	Johansson Joel	SWE	Energy / Tm / Bridge	19			51.857	50
2	114	Dr Srl	ITA	Antonsen Emil	NOR	Dr / Tm / Bridge	19	0.284	0.284	51.788	30
3	112	Dr Srl	ITA	Negro Riccardo	ITA	Dr / Tm / Bridge	19	0.921	0.637	51.866	20
4	105	Maranello Kart	ITA	Zanchetta Marco	ITA	Maranello / Tm / Bridge	19	1.252	0.331	51.734	15
5	104	Birel Motorsport S.r.l.	ITA	Midrła Jan	CZE	Birel / Tm / Bridge	19	1.902	0.650	51.906	12
6	159	Ward Racing	SWE	Fasberg Andreas	DNK	Tony Kart / Vortex / Bridge	19	2.860	0.958	51.956	10
7	116	Avg Racing	NLD	Kremers Marijn	NLD	Birel / Tm / Bridge	19	4.901	2.041	51.997	9
8	155	Avg Racing	NLD	Specken Guust	NLD	Birel / Tm / Bridge	19	4.998	0.097	51.937	8
9	154	Ksm Racing Team	DEU	Schmitz Alexander	DEU	Tony Kart / Vortex / Bridge	19	6.985	1.987	52.188	7
10	151	Romkema Ricardo	NLD	Romkema Ricardo	NLD	Zanardi / Tm / Bridge	19	8.522	1.537	52.101	6
11	158	Dobla	NLD	Dontje Milan	NLD	Energy / Tm / Bridge	19	10.696	2.174	52.386	5
12	157	G-Star Raw Racing	BEL	Cox Niels	BEL	Zanardi / Tm / Bridge	19	11.073	0.377	52.385	4
13	108	Comer Top Kart	ITA	Cunati Simone	ITA	Top Kart / Parilla / Bridge	19	12.992	1.919	52.228	3
14	150	De Gaye Brice	FRA	De Gaye Brice	FRA	Crg / Maxter / Bridge	19	14.377	1.385	52.288	2
15	149	Tribe One Motorsport Srl	ITA	Piccini Alessio	ITA	Tony Kart / Vortex / Bridge	19	14.746	0.369	52.363	1
16	115	Dtk Racing Team Poland	POL	Idzkowski Bartosz	POL	Crg / Maxter / Bridge	19	16.226	1.480	51.937	0
17	145	Pescador Luis	ESP	Prosperi Enrico	ESP	Crg / Tm / Bridge	19	26.734	10.508	52.495	0
18	153	Kenny Charles	BEL	Charles Kenny	BEL	Merlin / Tm / Bridge	7	12 Laps	12 Laps	52.339	0
19	152	Rk-Racing Team	AUT	Gyr Kevin	CHE	Rk / Tm / Bridge	4	15 Laps	3 Laps	54.213	0
20	160	Praga Kart Racing	ITA	Maxa Radim	CZE	Praga / Parilla / Bridge	2	17 Laps	2 Laps	53.757	0
21	156	Santoni Francois	FRA	Santoni Francois	FRA	Energy / Tm / Bridge	1	18 Laps	1 Lap	56.584	0

Leaders : No.112 Negro Riccardo (1-8) / No.102 Johansson Joel (9-19)

Start Time : 02/06 - 14:36:56

Best Lap : No.105 Zanchetta Marco 51.734 93,94 Kph

Weather : Sunny Air : 19°C Track : Dry

Event Record : No.105 Zanchetta Marco 51.506 94,35 Kph



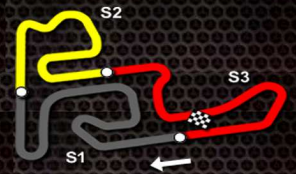
KZ2

Final 2 (F2)

Lap Chart

For information purposes. No official / regulatory value

	1	2	3	4	5	6	7	8	9	10	11	12	13	14	15	16	17	18	19	20	21
Grid	112	151	154	114	105	102	104	160	159	116	153	155	108	158	156	115	149	157	150	152	145
Start	112	151	154	114	102	105	104	160	116	159	155	153	108	158	156	115	149	157	152	150	145
Lap 1	112	151	114	154	102	105	104	116	159	160	155	158	156	157	108	153	149	152	115	150	145
Interval		0.5	0.0	0.1	0.1	0.1	0.0	0.2	0.3	0.3	0.3	0.5	0.3	0.0	0.0	0.2	0.5	0.5	0.1	0.2	9.1
Lap 2	112	114	102	154	104	151	116	159	160	105	155	158	157	108	153	150	152	149	115	145	
Interval		0.9	0.4	0.2	0.1	0.0	0.2	0.6	0.1	0.0	0.1	0.2	0.2	1.2	0.0	1.7	1.6	0.1	0.6	6.5	
Lap 3	112	114	102	104	154	151	159	116	155	105	158	157	153	108	150	149	152	115	145		
Interval		0.7	0.4	0.2	0.1	0.2	0.3	0.1	0.7	0.0	0.3	0.1	0.7	1.1	1.3	1.5	0.9	0.0	6.3		
Lap 4	112	114	102	104	154	159	116	105	155	151	158	157	153	108	150	149	115	152	145		
Interval		0.6	0.3	0.2	0.1	0.5	0.6	0.4	0.3	0.2	0.1	0.2	0.2	1.8	0.9	1.5	1.4	0.7	5.6		
Lap 5	112	102	114	104	154	159	116	105	155	158	157	153	151	108	150	149	115	145			
Interval		0.6	0.0	0.3	0.1	0.2	0.8	0.2	0.7	0.5	0.2	0.1	0.2	2.0	0.9	1.2	1.5	6.5			
Lap 6	112	102	114	104	154	159	105	116	155	158	153	157	151	108	150	149	115	145			
Interval		0.6	0.1	0.2	0.1	0.1	0.6	0.6	0.8	0.4	0.2	0.3	0.1	2.4	0.6	1.1	1.6	6.8			
Lap 7	112	102	114	104	159	154	105	116	155	158	153	157	151	108	150	149	115	145			
Interval		0.3	0.1	0.3	0.4	0.2	0.1	0.9	0.7	0.5	0.0	0.5	0.1	2.6	0.7	0.9	2.4	6.5			
Lap 8	112	102	114	104	159	105	154	116	155	158	151	157	108	150	149	115	145				
Interval		0.2	0.2	0.3	0.3	0.2	0.7	0.4	0.9	1.2	0.1	0.4	2.3	0.7	0.7	2.8	6.6				
Lap 9	102	112	114	104	159	105	154	116	155	151	158	157	108	150	149	115	145				
Interval		0.0	0.1	0.4	0.3	0.2	0.8	0.3	0.9	1.5	0.3	0.2	2.6	0.7	0.5	2.9	6.9				
Lap 10	102	112	114	104	105	159	154	116	155	151	158	157	108	150	149	115	145				
Interval		0.2	0.2	0.2	0.6	0.1	0.7	0.1	1.0	1.4	0.6	0.2	2.4	0.8	0.5	3.3	6.9				
Lap 11	102	112	114	104	105	159	116	155	154	151	158	157	108	150	149	115	145				
Interval		0.1	0.2	0.3	0.3	0.3	1.7	0.3	0.2	1.1	1.0	0.5	2.2	0.7	0.3	3.3	7.1				
Lap 12	102	112	114	104	105	159	116	155	154	151	158	157	108	150	149	115	145				
Interval		0.2	0.1	0.4	0.1	0.6	1.7	0.4	0.4	0.8	1.3	0.6	2.1	0.9	0.2	3.1	7.4				
Lap 13	102	112	114	105	104	159	116	155	154	151	158	157	108	150	149	115	145				
Interval		0.2	0.2	0.4	0.3	0.4	1.7	0.5	0.5	0.7	1.7	0.5	2.1	0.9	0.3	3.0	7.6				
Lap 14	102	112	114	105	104	159	116	155	154	151	158	157	108	150	149	115	145				
Interval		0.3	0.2	0.3	0.5	0.4	1.8	0.5	0.7	0.6	2.0	0.4	2.0	1.0	0.3	2.9	8.1				
Lap 15	102	112	114	105	104	159	116	155	154	151	158	157	108	150	149	115	145				
Interval		0.3	0.1	0.2	0.7	0.5	1.9	0.3	1.0	0.6	2.4	0.2	2.2	0.9	0.4	2.7	8.5				
Lap 16	102	114	112	105	104	159	116	155	154	151	158	157	108	150	149	115	145				
Interval		0.5	0.2	0.1	0.7	0.6	1.9	0.2	1.3	0.6	2.6	0.3	2.0	1.1	0.4	2.4	8.9				
Lap 17	102	114	112	105	104	159	116	155	154	151	158	157	108	150	149	115	145				
Interval		0.4	0.3	0.2	0.6	0.6	2.0	0.2	1.4	0.8	2.5	0.3	1.9	1.3	0.3	2.2	9.1				
Lap 18	102	114	112	105	104	159	116	155	154	151	158	157	108	150	149	115	145				
Interval		0.3	0.4	0.3	0.7	0.7	2.1	0.2	1.6	0.6	2.8	0.3	1.8	1.7	0.2	1.9	9.8				
Lap 19	102	114	112	105	104	159	116	155	154	151	158	157	108	150	149	115	145				
Interval		0.2	0.6	0.3	0.6	0.9	2.0	0.0	1.9	1.5	2.1	0.3	1.9	1.3	0.3	1.4	10.5				



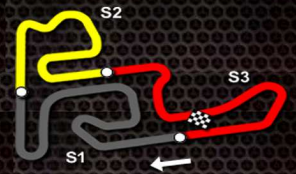
KZ2

Final 2 (F2)

Lap Time Analysis

For information purposes. No official / regulatory value

Laps	Sector 1	Sector 2	Sector 3	Lap Time	Laps	Sector 1	Sector 2	Sector 3	Lap Time	Laps	Sector 1	Sector 2	Sector 3	Lap Time
No.102 Johansson Joel					7	20.633	15.722	15.799	52.154	14	20.543	15.643	15.720	51.906
1	23.145	16.159	16.215	55.519	8	20.618	15.672	15.681	51.971	15	20.495	15.632	15.752	51.879
2	21.089	16.253	16.105	53.447	9	20.575	15.738	15.868	52.181	16	20.544	16.047	15.765	52.356
3	20.844	16.124	16.035	53.003	10	20.764	15.669	15.816	52.249	17	20.593	15.650	15.700	51.943
4	20.773	15.906	15.942	52.621	11	20.508	15.663	15.667	51.838	18	20.487	15.641	15.738	51.866
5	20.674	15.777	15.990	52.441	12	20.476	15.661	15.728	51.865	19	20.598	15.672	15.793	52.063
6	20.817	15.874	15.898	52.589	13	20.589	15.636	15.649	51.874	No.114 Antonsen Emil				
7	20.611	15.712	15.859	52.182	14	20.499	15.543	15.711	51.753	1	22.986	16.096	16.265	55.347
8	20.579	15.742	15.820	52.141	15	20.443	15.593	15.698	51.734	2	21.161	16.111	16.150	53.422
9	20.614	15.697	15.900	52.211	16	20.517	15.833	15.727	52.077	3	20.924	15.919	16.074	52.917
10	20.649	15.662	15.793	52.104	17	20.640	15.699	15.700	52.039	4	20.848	15.874	16.070	52.792
11	20.556	15.691	15.831	52.078	18	20.456	15.625	15.842	51.923	5	20.779	15.799	16.244	52.822
12	20.544	15.620	15.779	51.943	19	20.645	15.688	15.751	52.084	6	20.940	15.868	15.875	52.683
13	20.595	15.612	15.715	51.922	No.108 Cunati Simone					7	20.637	15.740	15.841	52.218
14	20.515	15.609	15.733	51.857	1	23.458	16.528	17.072	57.058	8	20.619	15.767	15.818	52.204
15	20.498	15.598	15.762	51.858	2	21.435	16.465	16.398	54.298	9	20.541	15.709	15.910	52.160
16	20.540	15.579	15.791	51.910	3	21.644	16.188	16.172	54.004	10	20.779	15.770	15.839	52.388
17	20.590	15.592	15.755	51.937	4	21.128	16.119	16.084	53.331	11	20.553	15.680	15.786	52.019
18	20.527	15.554	15.777	51.858	5	21.153	16.071	16.030	53.254	12	20.535	15.644	15.733	51.912
19	20.531	15.587	15.807	51.925	6	20.966	16.123	16.044	53.133	13	20.584	15.736	15.759	52.079
No.104 Midrļa Jan					7	20.901	15.935	15.902	52.738	14	20.546	15.577	15.737	51.860
1	23.238	16.026	16.062	55.326	8	20.864	15.870	15.877	52.611	15	20.455	15.629	15.741	51.825
2	21.184	16.400	16.043	53.627	9	20.962	15.908	15.914	52.784	16	20.493	15.690	15.755	51.938
3	20.824	15.956	16.057	52.837	10	20.724	15.780	15.872	52.376	17	20.496	15.567	15.758	51.821
4	20.813	15.861	15.966	52.640	11	20.772	15.822	15.993	52.587	18	20.440	15.572	15.776	51.788
5	20.792	15.849	15.957	52.598	12	20.749	15.830	15.845	52.424	19	20.492	15.618	15.740	51.850
6	20.794	15.861	15.916	52.571	13	20.762	15.788	15.840	52.390	No.115 Idzkowski Bartosz				
7	20.667	15.804	15.855	52.326	14	20.783	15.704	15.820	52.307	1	24.746	17.025	16.402	58.173
8	20.625	15.740	15.850	52.215	15	20.776	15.858	15.933	52.567	2	21.392	18.957	16.680	57.029
9	20.624	15.730	15.821	52.175	16	20.684	15.874	15.911	52.469	3	21.364	16.293	16.119	53.776
10	20.675	15.725	15.839	52.239	17	20.776	15.747	15.846	52.369	4	21.166	16.111	16.119	53.396
11	20.594	15.687	15.784	52.065	18	20.679	15.731	15.818	52.228	5	20.998	15.954	16.088	53.040
12	20.587	15.677	15.797	52.061	19	20.838	15.848	15.921	52.607	6	20.848	15.966	15.988	52.802
13	20.962	15.669	15.773	52.404	No.112 Negro Riccardo					7	20.958	16.035	16.364	53.357
14	20.624	15.650	15.722	51.996	1	22.861	16.191	16.069	55.121	8	21.037	15.877	15.939	52.853
15	20.565	15.593	15.748	51.906	2	20.927	15.950	16.169	53.046	9	20.805	15.883	15.964	52.652
16	20.602	15.663	15.782	52.047	3	20.971	15.997	16.119	53.087	10	20.907	15.932	15.943	52.782
17	20.599	15.640	15.747	51.986	4	20.919	15.923	16.081	52.923	11	20.802	15.726	15.829	52.357
18	20.587	15.583	15.781	51.951	5	20.838	15.911	15.999	52.748	12	20.741	15.781	15.865	52.387
19	20.617	15.677	15.738	52.032	6	20.797	15.823	15.976	52.596	13	20.816	15.715	15.874	52.405
No.105 Zanchetta Marco					7	20.715	15.818	15.943	52.476	14	20.694	15.689	15.881	52.264
1	23.361	16.106	16.152	55.619	8	20.625	15.792	15.846	52.263	15	20.743	15.803	15.824	52.370
2	21.130	17.148	16.564	54.842	9	20.602	15.780	16.123	52.505	16	20.639	15.808	15.916	52.363
3	21.312	16.114	16.007	53.433	10	20.765	15.747	15.790	52.302	17	20.732	15.736	15.796	52.264
4	20.737	15.964	15.955	52.656	11	20.590	15.620	15.767	51.977	18	20.680	15.691	15.834	52.205
5	20.585	15.838	15.907	52.330	12	20.584	15.696	15.740	52.020	19	20.540	15.672	15.725	51.937
6	20.616	15.719	15.780	52.115	13	20.549	15.646	15.749	51.944					



KZ2

Final 2 (F2)

Lap Time Analysis

For information purposes. No official / regulatory value

Laps	Sector 1	Sector 2	Sector 3	Lap Time	Laps	Sector 1	Sector 2	Sector 3	Lap Time	Laps	Sector 1	Sector 2	Sector 3	Lap Time
No.116 Kremers Marijn					7	20.815	15.851	15.919	52.585	14	20.701	15.676	15.840	52.217
1	23.290	16.100	15.983	55.373	8	20.765	15.788	15.917	52.470	15	20.678	15.664	15.827	52.169
2	21.142	16.442	16.101	53.685	9	20.755	15.849	15.931	52.535	16	20.730	15.756	15.879	52.365
3	21.146	15.956	16.341	53.443	10	20.730	15.799	15.866	52.395	17	20.835	15.756	15.916	52.507
4	20.892	16.214	15.987	53.093	11	20.682	15.789	15.892	52.363	18	20.648	15.674	15.779	52.101
5	20.763	15.779	15.966	52.508	12	20.758	15.810	15.933	52.501	19	20.649	15.671	16.842	53.162
6	21.237	15.811	15.927	52.975	13	20.762	15.837	15.898	52.497	No.152 Gyr Kevin				
7	20.782	15.749	15.931	52.462	14	20.742	15.783	15.929	52.454	1	24.009	17.277	16.495	57.781
8	20.616	15.687	15.866	52.169	15	20.841	15.811	15.893	52.545	2	21.240	18.603	16.540	56.383
9	20.633	15.715	15.857	52.205	16	20.739	15.924	15.947	52.610	3	21.814	16.236	16.417	54.467
10	20.572	15.740	15.837	52.149	17	20.813	15.756	15.925	52.494	4	21.544	16.203	16.466	54.213
11	21.005	15.975	15.916	52.896	18	20.738	15.866	15.885	52.489	No.153 Charles Kenny				
12	20.666	15.632	15.853	52.151	19	20.762	15.795	15.868	52.425	1	24.618	16.547	16.209	57.374
13	20.561	15.647	15.789	51.997	No.150 De Gaye Brice					2	21.260	16.464	16.375	54.099
14	20.604	15.660	15.820	52.084	1	24.273	17.196	16.425	57.894	3	20.906	15.875	15.978	52.759
15	20.649	15.687	15.761	52.097	2	21.273	16.779	16.267	54.319	4	20.851	15.863	15.914	52.628
16	20.668	15.657	15.833	52.158	3	21.218	16.231	16.170	53.619	5	20.949	15.983	15.908	52.840
17	20.657	15.664	15.828	52.149	4	20.878	15.959	16.059	52.896	6	20.864	15.810	15.859	52.533
18	20.598	15.675	15.789	52.062	5	21.045	15.996	16.240	53.281	7	20.671	15.775	15.893	52.339
19	20.630	15.666	15.878	52.174	6	20.925	15.881	16.011	52.817	No.154 Schmitz Alexander				
No.145 Prosperi Enrico					7	20.902	15.920	15.989	52.811	1	23.201	16.156	16.218	55.575
1	23.694	25.952	16.968	1:06.614	8	20.869	15.825	15.931	52.625	2	21.146	16.579	16.208	53.933
2	21.544	16.280	16.330	54.154	9	20.912	15.888	15.976	52.776	3	21.114	15.999	16.053	53.166
3	21.329	16.057	16.232	53.618	10	20.707	15.830	15.898	52.435	4	20.822	15.846	15.934	52.602
4	21.069	16.195	16.198	53.462	11	20.753	15.826	15.939	52.518	5	20.843	15.837	15.942	52.622
5	20.933	15.972	16.253	53.158	12	20.861	15.816	15.913	52.590	6	20.791	15.857	15.923	52.571
6	20.928	15.979	16.214	53.121	13	20.845	15.781	15.820	52.446	7	20.779	16.199	15.858	52.836
7	20.993	15.916	16.078	52.987	14	20.800	15.707	15.876	52.383	8	21.116	15.841	15.867	52.824
8	20.910	15.924	16.149	52.983	15	20.832	15.800	15.862	52.494	9	20.696	15.748	15.859	52.303
9	20.958	15.892	16.082	52.932	16	20.886	15.859	15.885	52.630	10	20.667	15.764	15.881	52.312
10	20.886	15.865	16.013	52.764	17	20.887	15.782	15.924	52.593	11	21.246	16.201	16.247	53.694
11	20.825	15.831	15.914	52.570	18	20.888	15.746	15.947	52.581	12	20.814	15.766	15.849	52.429
12	20.830	15.898	16.006	52.734	19	20.704	15.717	15.867	52.288	13	20.707	15.692	15.789	52.188
13	20.817	15.808	15.997	52.622	No.151 Romkema Ricardo					14	20.670	15.769	15.821	52.260
14	20.835	15.875	16.016	52.726	1	23.044	16.215	16.307	55.566	15	20.659	15.741	15.791	52.191
15	20.890	15.810	16.030	52.730	2	21.272	16.378	16.727	54.377	16	20.784	15.742	15.848	52.374
16	20.875	15.829	16.106	52.810	3	21.161	15.974	16.071	53.206	17	20.726	15.744	15.811	52.281
17	20.805	15.759	15.931	52.495	4	21.015	16.854	16.663	54.532	18	20.678	15.755	15.867	52.300
18	20.955	15.807	16.110	52.872	5	21.485	16.339	15.905	53.729	19	20.721	15.742	15.854	52.317
19	20.951	15.703	15.946	52.600	6	20.804	15.965	15.927	52.696	No.155 Specken Guust				
No.149 Piccini Alessio					7	20.902	15.840	15.846	52.588	1	23.485	16.463	16.247	56.195
1	24.213	16.935	16.265	57.413	8	20.819	15.758	15.815	52.392	2	21.257	16.195	16.210	53.662
2	21.079	19.593	16.434	57.106	9	20.767	15.770	15.854	52.391	3	21.031	16.054	16.130	53.215
3	21.280	15.949	16.125	53.354	10	20.692	15.706	15.781	52.179	4	21.060	16.008	16.046	53.114
4	20.943	15.943	16.066	52.952	11	20.604	15.729	15.796	52.129	5	20.712	16.010	16.005	52.727
5	20.947	15.954	16.021	52.922	12	20.626	15.696	15.809	52.131	6	20.887	15.899	15.984	52.770
6	20.878	15.918	15.957	52.753	13	20.658	15.700	15.756	52.114					



KZ2

Final 2 (F2)

Lap Time Analysis

For information purposes. No official / regulatory value

Laps	Sector 1	Sector 2	Sector 3	Lap Time	Laps	Sector 1	Sector 2	Sector 3	Lap Time
7	20.686	15.751	15.927	52.364	12	20.773	15.790	15.923	52.486
8	20.711	15.753	15.910	52.374	13	20.779	15.774	15.897	52.450
9	20.645	15.717	15.882	52.244	14	20.857	15.784	15.921	52.562
10	20.610	15.750	15.853	52.213	15	20.826	15.770	15.932	52.528
11	20.579	15.777	15.848	52.204	16	20.862	15.756	15.960	52.578
12	20.654	15.778	15.853	52.285	17	20.828	15.751	15.891	52.470
13	20.613	15.676	15.786	52.075	18	20.755	15.730	15.901	52.386
14	20.672	15.616	15.775	52.063	19	20.775	15.767	15.913	52.455
15	20.530	15.651	15.756	51.937					
16	20.559	15.661	15.846	52.066					
17	20.635	15.688	15.801	52.124					
18	20.605	15.648	15.849	52.102					
19	20.578	15.634	15.786	51.998					

No.156 Santoni Francois

1	23.546	16.604	16.434	56.584
---	---------------	---------------	---------------	---------------

No.157 Cox Niels

1	23.926	16.271	16.254	56.451
2	20.972	16.037	16.101	53.110
3	21.133	16.078	16.087	53.298
4	21.178	15.934	16.074	53.186
5	20.961	15.986	16.011	52.958
6	20.880	16.119	15.968	52.967
7	20.749	15.879	15.959	52.587
8	21.115	15.857	16.001	52.973
9	20.783	15.845	15.914	52.542
10	20.695	15.848	15.936	52.479
11	21.028	15.837	15.958	52.823
12	20.767	15.811	15.924	52.502
13	20.630	15.782	15.996	52.408
14	20.724	15.798	15.903	52.425
15	20.720	15.763	15.912	52.395
16	20.738	15.846	16.006	52.590
17	20.730	15.777	15.985	52.492
18	20.702	15.756	15.927	52.385
19	20.753	15.838	15.916	52.507

No.158 Dontje Milan

1	23.702	16.389	16.365	56.456
2	21.064	16.083	16.201	53.348
3	21.186	16.107	16.106	53.399
4	21.076	15.867	16.094	53.037
5	21.090	15.875	16.015	52.980
6	20.812	15.843	15.997	52.652
7	20.749	15.790	15.957	52.496
8	21.297	15.800	15.933	53.030
9	21.160	15.798	15.924	52.882
10	20.785	15.792	15.918	52.495
11	20.753	15.779	15.951	52.483

No.159 Fasberg Andreas

1	23.381	16.170	16.035	55.586
2	20.953	16.721	16.255	53.929
3	20.817	15.877	16.025	52.719
4	20.802	15.950	15.817	52.569
5	20.694	15.751	15.857	52.302
6	20.783	15.804	15.911	52.498
7	20.723	15.856	15.840	52.419
8	20.593	15.776	15.799	52.168
9	20.613	15.727	15.821	52.161
10	20.679	15.872	16.033	52.584
11	20.676	15.685	15.745	52.106
12	20.556	15.782	15.803	52.141
13	20.638	15.701	15.709	52.048
14	20.567	15.663	15.726	51.956
15	20.535	15.736	15.719	51.990
16	20.663	15.731	15.743	52.137
17	20.569	15.702	15.750	52.021
18	20.573	15.675	15.783	52.031
19	20.609	15.676	15.974	52.259

No.160 Maxa Radim

1	23.574	16.513	16.117	56.204
2	20.989	16.573	16.195	53.757



KZ2

Final 2 (F2)
Starting Grid

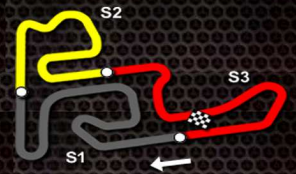
Document 15

Subject to scrutineering & sporting investigations

145	Prosperi Enrico Crg / Tm / Bridge		11	152	Gyr Kevin Rk / Tm / Bridge	
150	De Gaye Brice Crg / Maxter / Bridge		10	157	Cox Niels Zanardi / Tm / Bridge	
149	Piccini Alessio Tony Kart / Vortex / Bridge		9	115	Idzkowski Bartosz Crg / Maxter / Bridge	
156	Santoni Francois Energy / Tm / Bridge		8	158	Dontje Milan Energy / Tm / Bridge	
108	Cunati Simone Top Kart / Parilla / Bridge		7	155	Specken Guust Birel / Tm / Bridge	
153	Charles Kenny Merlin / Tm / Bridge		6	116	Kremers Marijn Birel / Tm / Bridge	
159	Fasberg Andreas Tony Kart / Vortex / Bridge		5	160	Maxa Radim Praga / Parilla / Bridge	
104	Midrla Jan Birel / Tm / Bridge		4	102	Johansson Joel Energy / Tm / Bridge	
105	Zanchetta Marco Maranello / Tm / Bridge		3	114	Antonsen Emil Dr / Tm / Bridge	
154	Schmitz Alexander Tony Kart / Vortex / Bridge		2	151	Romkema Ricardo Zanardi / Tm / Bridge	
112	Negro Riccardo Dr / Tm / Bridge		1			

POLE POSITION





KZ2

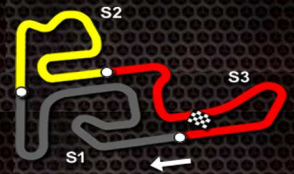
Qualifying Heats D (QHD)

Document 14

Results

Subject to scrutineering & sporting investigations

Rnk	No.	Driver	Nat	Entrant	Nat	Qp	QH1D	QH2D	Points
1	112	Negro Riccardo	ITA	Dr Srl	ITA	1	0	0	0
2	151	Romkema Ricardo	NLD	Romkema Ricardo	NLD	7	2	4	6
3	154	Schmitz Alexander	DEU	Ksm Racing Team	DEU	8	4	2	6
4	114	Antonsen Emil	NOR	Dr Srl	ITA	10	3	3	6
5	105	Zanchetta Marco	ITA	Maranello Kart	ITA	4	7	5	12
6	102	Johansson Joel	SWE	Energy Corse Srl	ITA	2	6	7	13
7	104	Midrla Jan	CZE	Birel Motorsport S.r.l.	ITA	3	10	6	16
8	160	Maxa Radim	CZE	Praga Kart Racing	ITA	6	8	10	18
9	159	Fasberg Andreas	DNK	Ward Racing	SWE	9	5	13	18
10	116	Kremers Marijn	NLD	Avg Racing	NLD	13	11	9	20
11	153	Charles Kenny	BEL	Kenny Charles	BEL	5	9	14	23
12	155	Specken Guust	NLD	Avg Racing	NLD	11	12	12	24
13	108	Cunati Simone	ITA	Comer Top Kart	ITA	12	16	8	24
14	158	Dontje Milan	NLD	Dobla	NLD	18	13	11	24
15	156	Santoni Francois	FRA	Santoni Francois	FRA	19	15	16	31
16	115	Idzkowski Bartosz	POL	Dtk Racing Team Poland	POL	16	18	15	33
17	149	Piccini Alessio	ITA	Tribe One Motorsport Srl	ITA	15	14	20	34
18	157	Cox Niels	BEL	G-Star Raw Racing	BEL	20	17	17	34
19	150	De Gaye Brice	FRA	De Gaye Brice	FRA	14	20	19	39
20	152	Gyr Kevin	CHE	Rk-Racing Team	AUT	17	21	18	39
21	145	Prosperi Enrico	ESP	Pescador Luis	ESP	21	19	21	40



KZ2

Qualifying Heat 2D (QH2D)

Document 13

Results

Subject to scrutineering & sporting investigations

Rnk	No.	Entrant	Nat	Driver	Nat	Equipment	Laps	Gap	Interv.	Best Lap	Points
1	112	Dr Srl	ITA	Negro Riccardo	ITA	Dr / Tm / Bridge	12			51.797	0
2	154	Ksm Racing Team	DEU	Schmitz Alexander	DEU	Tony Kart / Vortex / Bridge	12	0.482	0.482	51.919	2
3	114	Dr Srl	ITA	Antonsen Emil	NOR	Dr / Tm / Bridge	12	1.231	0.749	51.714	3
4	151	Romkema Ricardo	NLD	Romkema Ricardo	NLD	Zanardi / Tm / Bridge	12	2.425	1.194	51.761	4
5	105	Maranello Kart	ITA	Zanchetta Marco	ITA	Maranello / Tm / Bridge	12	2.668	0.243	51.788	5
6	104	Birel Motorsport S.r.l.	ITA	Midrła Jan	CZE	Birel / Tm / Bridge	12	3.481	0.813	51.839	6
7	102	Energy Corse Srl	ITA	Johansson Joel	SWE	Energy / Tm / Bridge	12	4.410	0.929	51.832	7
8	108	Comer Top Kart	ITA	Cunati Simone	ITA	Top Kart / Parilla / Bridge	12	7.505	3.095	52.217	8
9	116	Avg Racing	NLD	Kremers Marijn	NLD	Birel / Tm / Bridge	12	8.022	0.517	52.091	9
10	160	Praga Kart Racing	ITA	Maxa Radim	CZE	Praga / Parilla / Bridge	12	8.787	0.765	51.978	10
11	158	Dobla	NLD	Dontje Milan	NLD	Energy / Tm / Bridge	12	10.841	2.054	52.205	11
12	155	Avg Racing	NLD	Specken Guust	NLD	Birel / Tm / Bridge	12	11.074	0.233	52.069	12
13	159	Ward Racing	SWE	Fasberg Andreas	DNK	Tony Kart / Vortex / Bridge	12	12.015	0.941	52.129	13
14	153	Kenny Charles	BEL	Charles Kenny	BEL	Merlin / Tm / Bridge	12	12.193	0.178	52.043	14
15	115	Dtk Racing Team Poland	POL	Idzkowski Bartosz	POL	Crg / Maxter / Bridge	12	13.323	1.130	51.990	15
16	156	Santoni Francois	ERA	Santoni Francois	ERA	Energy / Tm / Bridge	12	14.402	1.079	52.327	16
17	157	G-Star Raw Racing	BEL	Cox Niels	BEL	Zanardi / Tm / Bridge	12	15.208	0.806	52.534	17
18	152	Rk-Racing Team	AUT	Gyr Kevin	CHE	Rk / Tm / Bridge	12	15.586	0.378	52.547	18
19	150	De Gaye Brice	ERA	De Gaye Brice	ERA	Crg / Maxter / Bridge	12	16.331	0.745	52.416	19
20	149	Tribe One Motorsport Srl	ITA	Piccini Alessio	ITA	Tony Kart / Vortex / Bridge	12	16.804	0.473	52.666	20
21	145	Pescador Luis	ESP	Prosperi Enrico	ESP	Crg / Tm / Bridge	12	16.993	0.189	52.646	21

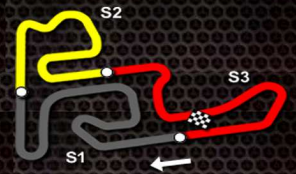
Leaders : No.151 Romkema Ricardo (1-1) / No.154 Schmitz Alexander (2-9) / No.112 Negro Riccardo (10-12)

Start Time : 02/06 - 12:32:31

Best Lap : No.114 Antonsen Emil 51.714 93,97 Kph

Weather : Sunny Air : 14°C Track : Dry

Event Record : No.105 Zanchetta Marco 51.506 94,35 Kph



KZ2

Qualifying Heat 2D (QH2D)

Lap Chart

For information purposes. No official / regulatory value

	1	2	3	4	5	6	7	8	9	10	11	12	13	14	15	16	17	18	19	20	21
Grid	112	151	114	154	159	102	105	160	153	104	116	155	158	149	156	108	157	115	145	150	152
Start	151	112	114	154	159	105	104	153	102	155	116	160	158	149	108	157	156	115	145	150	152
Lap 1	151	154	112	114	104	108	105	155	153	116	102	156	158	157	149	115	160	159	152	145	150
<i>Interval</i>		0.2	0.0	0.2	1.5	0.0	0.1	0.2	0.0	0.8	0.1	0.4	0.5	0.3	0.1	0.0	0.0	0.2	0.5	0.1	0.1
Lap 2	154	112	114	104	105	108	151	155	116	102	153	158	156	157	160	115	149	159	152	150	145
<i>Interval</i>		0.3	0.1	1.8	0.1	0.7	0.3	0.2	0.0	0.3	0.1	0.3	0.1	0.3	0.2	0.3	0.3	0.2	0.5	1.0	0.1
Lap 3	154	112	114	104	105	151	108	102	116	155	153	158	160	157	115	156	159	149	152	150	145
<i>Interval</i>		0.3	0.4	1.9	0.1	0.2	0.4	1.0	0.6	0.1	0.1	0.1	0.4	0.2	0.6	0.1	0.0	0.2	0.3	0.9	0.8
Lap 4	154	112	114	105	151	104	108	102	155	116	158	153	160	157	115	159	149	152	156	150	145
<i>Interval</i>		0.3	0.9	1.7	0.2	0.0	0.3	0.8	1.6	0.0	0.1	0.1	0.4	0.2	0.1	0.2	0.4	0.2	0.2	0.6	1.0
Lap 5	154	112	114	151	105	104	108	102	116	158	160	155	153	157	115	159	149	152	156	150	145
<i>Interval</i>		0.3	1.2	1.6	0.0	0.3	0.3	0.5	2.1	0.6	0.1	0.1	0.1	0.3	0.0	0.3	0.3	0.2	0.2	0.9	1.2
Lap 6	154	112	114	151	105	104	108	102	116	160	158	155	153	159	115	157	149	152	156	150	145
<i>Interval</i>		0.2	1.6	1.2	0.3	0.3	0.5	0.2	2.3	0.9	1.0	0.0	0.4	0.5	0.2	0.1	0.1	0.1	0.3	0.3	1.2
Lap 7	154	112	114	151	105	104	102	108	116	160	158	155	153	159	115	157	156	149	152	150	145
<i>Interval</i>		0.2	1.6	1.0	0.3	0.4	1.0	0.1	2.1	0.9	1.2	0.3	0.2	0.2	0.8	0.4	0.3	0.0	0.1	0.2	1.1
Lap 8	154	112	114	151	105	104	102	108	116	160	158	155	159	153	115	157	156	149	152	150	145
<i>Interval</i>		0.1	1.8	0.9	0.2	0.6	1.0	0.4	2.1	0.7	1.3	0.5	0.2	0.2	0.4	1.0	0.2	0.3	0.2	0.2	0.9
Lap 9	154	112	114	151	105	104	102	108	116	160	158	155	159	153	115	157	156	149	152	150	145
<i>Interval</i>		0.2	1.7	0.9	0.1	0.5	1.0	0.7	2.0	0.9	1.5	0.2	0.3	0.1	1.9	0.4	0.0	0.3	0.2	0.1	1.0
Lap 10	112	154	114	151	105	104	102	108	116	160	158	155	159	153	115	156	157	152	149	150	145
<i>Interval</i>		0.2	1.1	1.0	0.2	0.6	1.0	1.5	1.5	0.9	1.5	0.2	0.1	0.1	2.2	0.5	0.5	0.3	0.4	0.1	0.5
Lap 11	112	154	114	151	105	104	102	108	116	160	158	155	159	153	115	156	157	152	150	149	145
<i>Interval</i>		0.3	0.9	1.1	0.2	0.6	0.9	2.2	1.2	0.8	1.6	0.2	0.1	0.2	1.9	1.0	0.5	0.3	0.4	0.4	0.3
Lap 12	112	154	114	151	105	104	102	108	116	160	158	155	159	153	115	156	157	152	150	149	145
<i>Interval</i>		0.4	0.7	1.1	0.2	0.8	0.9	3.0	0.5	0.7	2.0	0.2	0.9	0.1	1.1	1.0	0.8	0.3	0.7	0.4	0.1



KZ2

Qualifying Heat 2D (QH2D)

Lap Time Analysis

For information purposes. No official / regulatory value

Laps	Sector 1	Sector 2	Sector 3	Lap Time	Laps	Sector 1	Sector 2	Sector 3	Lap Time	Laps	Sector 1	Sector 2	Sector 3	Lap Time
No.102 Johansson Joel					No.112 Negro Riccardo					No.116 Kremers Marijn				
1	24.391	17.282	16.684	58.357	7	20.702	15.867	16.259	52.828	1	23.892	16.957	17.280	58.129
2	21.613	16.766	16.359	54.738	8	20.676	15.730	15.850	52.256	2	21.477	16.701	16.386	54.564
3	21.285	16.346	16.110	53.741	9	20.601	15.794	15.822	52.217	3	21.497	17.023	16.166	54.686
4	21.001	15.906	15.956	52.863	10	20.807	15.891	15.963	52.661	4	21.612	16.100	16.188	53.900
5	20.814	15.799	15.820	52.433	11	20.768	15.876	15.867	52.511	5	21.126	15.869	15.928	52.923
6	20.662	15.779	15.857	52.298	12	20.783	16.020	15.996	52.799	6	20.809	15.783	15.921	52.513
7	20.626	15.776	15.976	52.378	No.114 Antonsen Emil					7	20.670	15.777	15.831	52.278
8	20.568	15.660	15.751	51.979	1	23.192	16.268	16.734	56.194	8	20.681	15.747	15.891	52.319
9	20.476	15.663	15.750	51.889	2	21.788	16.257	16.212	54.257	9	20.755	15.602	15.745	52.102
10	20.446	15.707	15.719	51.872	3	21.166	16.080	16.087	53.333	10	20.646	15.696	15.826	52.168
11	20.520	15.597	15.715	51.832	4	21.009	15.917	15.948	52.874	11	20.641	15.637	15.889	52.167
12	20.594	15.655	15.693	51.942	5	20.848	15.843	15.845	52.536	12	20.700	15.629	15.762	52.091
No.104 Midrla Jan					No.115 Idzkowski Bartosz					No.145 Prosperi Enrico				
1	23.203	16.903	16.828	56.934	1	23.554	16.255	16.375	56.184	1	24.572	18.287	16.891	59.750
2	21.573	16.335	16.446	54.354	2	21.345	16.218	16.578	54.141	2	22.289	16.982	16.750	56.021
3	21.401	16.234	16.162	53.797	3	21.279	16.179	16.208	53.666	3	21.961	16.532	16.392	54.885
4	20.997	16.373	16.182	53.552	4	21.100	16.048	16.205	53.353	4	21.233	16.269	16.340	53.842
5	20.938	15.907	15.903	52.748	5	20.979	15.869	15.978	52.826	5	21.231	16.049	16.164	53.444
6	20.765	15.805	15.820	52.390	6	20.808	15.774	15.930	52.512	6	21.079	16.027	16.184	53.290
7	20.644	15.698	15.793	52.135	7	20.692	15.712	15.818	52.222	7	20.982	15.988	16.044	53.014
8	20.547	15.658	15.791	51.996	8	20.652	15.662	15.799	52.113	8	20.855	15.907	16.001	52.763
9	20.500	15.618	15.721	51.839	9	20.550	15.571	15.745	51.866	9	20.841	15.872	15.938	52.651
10	20.538	15.626	15.753	51.917	10	20.476	15.596	15.689	51.761	10	20.835	15.869	15.986	52.690
11	20.548	15.652	15.754	51.954	11	20.484	15.592	15.701	51.777	11	20.837	15.849	15.960	52.646
12	20.523	15.677	15.720	51.920	12	20.472	15.574	15.668	51.714	12	20.792	15.881	16.067	52.740
No.105 Zanchetta Marco					No.116 Kremers Marijn					No.149 Piccini Alessio				
1	23.338	16.866	17.128	57.332	1	23.892	16.957	17.280	58.129	1	23.992	18.498	16.871	59.361
2	21.696	16.366	16.253	54.315	2	21.477	16.701	16.386	54.564	2	22.019	16.428	16.636	55.083
3	21.409	16.200	16.164	53.773	3	21.497	17.023	16.166	54.686	3	21.395	16.578	16.719	54.692
4	20.980	16.076	15.976	53.032	4	21.612	16.100	16.188	53.900	4	21.353	16.183	16.116	53.652
5	20.884	15.868	16.046	52.798	5	21.126	15.869	15.928	52.923	5	21.138	16.046	15.958	53.142
6	20.821	15.764	15.813	52.398	6	20.809	15.783	15.921	52.513	6	21.052	16.651	16.271	53.974
7	20.579	15.689	15.708	51.976	7	20.670	15.777	15.831	52.278	7	21.032	16.233	16.198	53.463
8	20.559	15.620	15.653	51.832	8	20.681	15.747	15.891	52.319	8	20.965	15.843	16.006	52.814
9	20.472	15.710	15.722	51.904	9	20.755	15.602	15.745	52.102	9	20.850	15.879	15.937	52.666
10	20.515	15.667	15.667	51.849	10	20.646	15.696	15.826	52.168	10	21.038	16.396	16.012	53.446
11	20.574	15.583	15.744	51.901	11	20.641	15.637	15.889	52.167	11	20.899	16.203	15.909	53.011
12	20.439	15.615	15.734	51.788	12	20.700	15.629	15.762	52.091	12	20.820	16.022	16.066	52.908
No.108 Cunati Simone					No.117 (Empty)					No.150 De Gaye Brice				
1	22.808	16.630	16.839	56.277						1	24.966	17.964	16.901	59.831
2	21.584	17.359	16.252	55.195						2	21.959	17.300	16.536	55.795
3	21.644	16.087	16.018	53.749						3	21.528	16.386	16.199	54.113
4	21.041	16.051	15.908	53.000						4	21.367	16.221	16.048	53.636
5	20.989	15.914	15.858	52.761						5	20.977	16.252	16.048	53.277
6	20.864	15.874	15.835	52.573						6	20.811	15.994	16.514	53.319



KZ2

Qualifying Heat 2D (QH2D)

Lap Time Analysis

For information purposes. No official / regulatory value

Laps	Sector 1	Sector 2	Sector 3	Lap Time
7	21.352	15.904	15.851	53.107
8	21.283	15.816	15.834	52.933
9	20.978	15.759	15.865	52.602
10	20.894	16.252	15.988	53.134
11	20.855	15.772	15.789	52.416
12	20.664	15.750	16.471	52.885

No.151 Romkema Ricardo				
Laps	Sector 1	Sector 2	Sector 3	Lap Time
1	23.267	16.259	16.401	55.927
2	24.201	17.288	16.275	57.764
3	21.005	15.980	15.954	52.939
4	20.880	16.202	15.970	53.052
5	20.748	15.838	15.877	52.463
6	20.573	15.701	15.795	52.069
7	20.548	15.674	15.793	52.015
8	20.555	15.665	15.746	51.966
9	20.554	15.640	15.725	51.919
10	20.502	15.631	15.712	51.845
11	20.526	15.599	15.760	51.885
12	20.489	15.583	15.689	51.761

No.152 Gyr Kevin				
Laps	Sector 1	Sector 2	Sector 3	Lap Time
1	24.264	18.227	17.024	59.515
2	22.022	16.470	16.464	54.956
3	21.409	16.398	16.415	54.222
4	21.332	16.172	16.101	53.605
5	21.143	15.992	15.999	53.134
6	20.993	16.513	16.328	53.834
7	21.083	16.390	16.035	53.508
8	20.994	15.864	16.009	52.867
9	20.901	15.852	15.960	52.713
10	20.870	15.941	15.917	52.728
11	20.830	15.800	15.951	52.581
12	20.813	15.866	15.868	52.547

No.153 Charles Kenny				
Laps	Sector 1	Sector 2	Sector 3	Lap Time
1	23.716	16.917	16.810	57.443
2	21.781	17.502	16.604	55.887
3	21.574	16.662	16.323	54.559
4	21.569	16.296	16.031	53.896
5	21.390	16.302	15.962	53.654
6	21.216	16.770	15.958	53.944
7	20.769	15.736	16.085	52.590
8	21.237	15.701	15.775	52.713
9	20.615	15.679	15.749	52.043
10	20.599	15.767	15.749	52.115
11	20.872	15.731	15.702	52.305
12	20.742	16.493	15.808	53.043

No.154 Schmitz Alexander				
Laps	Sector 1	Sector 2	Sector 3	Lap Time
1	23.210	16.342	16.244	55.796
2	21.480	16.224	16.247	53.951
3	21.131	16.139	16.057	53.327
4	20.894	15.986	15.996	52.876
5	20.804	15.876	15.848	52.528
6	20.732	15.719	15.811	52.262
7	20.619	15.788	15.777	52.184
8	20.598	15.699	15.746	52.043
9	20.572	15.635	15.712	51.919
10	20.583	16.167	15.776	52.526
11	20.534	15.671	15.750	51.955
12	20.582	15.661	15.705	51.948

No.155 Specken Guust				
Laps	Sector 1	Sector 2	Sector 3	Lap Time
1	23.530	16.799	16.927	57.256
2	21.672	17.119	16.643	55.434
3	22.001	16.470	16.459	54.930
4	21.277	16.136	16.275	53.688
5	21.403	15.908	16.613	53.924
6	21.236	16.090	16.310	53.636
7	20.895	15.828	16.046	52.769
8	20.864	15.707	15.873	52.444
9	20.598	15.670	15.801	52.069
10	20.626	15.802	15.861	52.289
11	20.693	15.702	15.828	52.223
12	20.724	15.736	15.861	52.321

No.156 Santoni Francois				
Laps	Sector 1	Sector 2	Sector 3	Lap Time
1	24.300	17.349	16.488	58.137
2	21.283	17.027	16.494	54.804
3	21.482	17.476	16.736	55.694
4	22.223	16.201	16.113	54.537
5	21.157	15.910	15.990	53.057
6	20.996	16.544	16.385	53.925
7	20.947	16.038	15.974	52.959
8	20.765	15.802	15.900	52.467
9	20.716	15.945	16.095	52.756
10	20.853	15.781	15.849	52.483
11	20.794	15.755	15.912	52.461
12	20.624	15.772	15.931	52.327

No.157 Cox Niels				
Laps	Sector 1	Sector 2	Sector 3	Lap Time
1	23.595	18.275	17.163	59.033
2	21.634	16.374	16.308	54.316
3	21.320	17.081	16.174	54.575
4	21.189	16.507	16.121	53.817
5	21.079	16.168	16.028	53.275
6	21.122	16.934	16.528	54.584

Laps	Sector 1	Sector 2	Sector 3	Lap Time
7	21.046	16.111	15.986	53.143
8	20.819	15.900	15.906	52.625
9	20.807	15.813	16.319	52.939
10	21.189	15.868	15.983	53.040
11	20.801	15.848	15.910	52.559
12	20.754	15.834	15.946	52.534

No.158 Dontje Milan				
Laps	Sector 1	Sector 2	Sector 3	Lap Time
1	24.835	17.549	16.614	58.998
2	21.450	16.356	16.331	54.137
3	21.516	16.769	16.079	54.364
4	21.322	16.172	16.119	53.613
5	21.398	15.896	16.144	53.438
6	21.370	16.403	16.075	53.848
7	20.796	15.789	15.860	52.445
8	20.758	15.725	15.818	52.301
9	20.768	15.752	15.864	52.384
10	20.690	15.720	15.850	52.260
11	20.712	15.675	15.818	52.205
12	20.758	15.739	15.854	52.351

No.159 Fasberg Andreas				
Laps	Sector 1	Sector 2	Sector 3	Lap Time
1	25.491	18.357	16.773	1:00.621
2	21.945	16.405	16.541	54.891
3	21.308	16.552	16.361	54.221
4	21.154	16.149	16.118	53.421
5	21.058	16.080	16.125	53.263
6	21.023	16.725	16.058	53.806
7	20.605	15.762	15.844	52.211
8	20.851	15.659	15.727	52.237
9	20.647	15.728	15.782	52.157
10	20.562	15.731	15.836	52.129
11	20.695	15.711	15.777	52.183
12	21.122	16.227	15.770	53.119

No.160 Maxa Radim				
Laps	Sector 1	Sector 2	Sector 3	Lap Time
1	24.967	17.843	16.810	59.620
2	21.685	16.326	16.246	54.257
3	21.270	16.698	16.105	54.073
4	21.284	16.498	16.039	53.821
5	21.085	15.916	15.962	52.963
6	21.011	15.759	15.851	52.621
7	20.726	15.735	15.800	52.261
8	20.726	15.668	15.808	52.202
9	20.732	15.759	15.730	52.221
10	20.693	15.689	15.814	52.196
11	20.589	15.702	15.810	52.101
12	20.552	15.621	15.805	51.978
























KZ2

Qualifying Heat 2D (QH2D)

Document 12

Starting Grid

Subject to scrutineering & sporting investigations

152	Gyr Kevin Rk / Tm / Bridge		11	150	De Gaye Brice Crg / Maxter / Bridge	
145	Prosperi Enrico Crg / Tm / Bridge		10	115	Idzkowski Bartosz Crg / Maxter / Bridge	
157	Cox Niels Zanardi / Tm / Bridge		9	108	Cunati Simone Top Kart / Parilla / Bridge	
156	Santoni Francois Energy / Tm / Bridge		8	149	Piccini Alessio Tony Kart / Vortex / Bridge	
158	Dontje Milan Energy / Tm / Bridge		7	155	Specken Guust Birel / Tm / Bridge	
116	Kremers Marijn Birel / Tm / Bridge		6	104	Midrla Jan Birel / Tm / Bridge	
153	Charles Kenny Merlin / Tm / Bridge		5	160	Maxa Radim Praga / Parilla / Bridge	
105	Zanchetta Marco Maranello / Tm / Bridge		4	102	Johansson Joel Energy / Tm / Bridge	
159	Fasberg Andreas Tony Kart / Vortex / Bridge		3	154	Schmitz Alexander Tony Kart / Vortex / Bridge	
114	Antonsen Emil Dr / Tm / Bridge		2	151	Romkema Ricardo Zanardi / Tm / Bridge	
112	Negro Riccardo Dr / Tm / Bridge		1			

POLE POSITION





KZ2

Qualifying Heat 1D (QH1D)

Document 11

Results

Subject to scrutineering & sporting investigations

Rnk	No.	Entrant	Nat	Driver	Nat	Equipment	Laps	Gap	Interv.	Best Lap	Points
1	112	Dr Srl	ITA	Negro Riccardo	ITA	Dr / Tm / Bridge	12			51.884	0
2	151	Romkema Ricardo	NLD	Romkema Ricardo	NLD	Zanardi / Tm / Bridge	12	0.245	0.245	51.913	2
3	114	Dr Srl	ITA	Antonsen Emil	NOR	Dr / Tm / Bridge	12	0.850	0.605	51.797	3
4	154	Ksm Racing Team	DEU	Schmitz Alexander	DEU	Tony Kart / Vortex / Bridge	12	1.763	0.913	52.076	4
5	159	Ward Racing	SWE	Fasberg Andreas	DNK	Tony Kart / Vortex / Bridge	12	1.903	0.140	51.851	5
6	102	Energy Corse Srl	ITA	Johansson Joel	SWE	Energy / Tm / Bridge	12	2.093	0.190	51.701	6
7	105	Maranello Kart	ITA	Zanchetta Marco	ITA	Maranello / Tm / Bridge	12	2.613	0.520	51.506	7
8	160	Praga Kart Racing	ITA	Maxa Radim	CZE	Praga / Parilla / Bridge	12	3.713	1.100	51.980	8
9	153	Kenny Charles	BEL	Charles Kenny	BEL	Merlin / Tm / Bridge	12	3.815	0.102	51.877	9
10	104	Birel Motorsport S.r.l.	ITA	Midrla Jan	CZE	Birel / Tm / Bridge	12	4.840	1.025	52.061	10
11	116	Avg Racing	NLD	Kremers Marijn	NLD	Birel / Tm / Bridge	12	6.868	2.028	52.053	11
12	155	Avg Racing	NLD	Specken Guust	NLD	Birel / Tm / Bridge	12	7.754	0.886	52.059	12
13	158	Dobla	NLD	Dontje Milan	NLD	Energy / Tm / Bridge	12	8.342	0.588	52.214	13
14	149	Tribe One Motorsport Srl	ITA	Piccini Alessio	ITA	Tony Kart / Vortex / Bridge	12	9.386	1.044	52.343	14
15	156	Santoni Francois	FRA	Santoni Francois	FRA	Energy / Tm / Bridge	12	10.830	1.444	52.376	15
16	108	Comer Top Kart	ITA	Cunati Simone	ITA	Top Kart / Parilla / Bridge	12	11.568	0.738	52.364	16
17	157	G-Star Raw Racing	BEL	Cox Niels	BEL	Zanardi / Tm / Bridge	12	11.809	0.241	52.321	17
18	115	Dtk Racing Team Poland	POL	Idzkowski Bartosz	POL	Crg / Maxter / Bridge	12	11.976	0.167	52.178	18
19	145	Pescador Luis	ESP	Prosperi Enrico	ESP	Crg / Tm / Bridge	12	12.648	0.672	52.507	19
20	150	De Gaye Brice	FRA	De Gaye Brice	FRA	Crg / Maxter / Bridge	12	24.677	12.029	52.423	20
21	152	Rk-Racing Team	AUT	Gyr Kevin	CHE	Rk / Tm / Bridge	10	2 Laps	2 Laps	52.348	21

Leaders : No.112 Negro Riccardo (1-12)

Start Time : 02/06 - 10:32:01

Best Lap : No.105 Zanchetta Marco

51.506 94,35 Kph

Weather : Sunny Air : 12°C Track : Dry

Previous Event Record : No.105 Zanchetta Marco

51.680 94,04 Kph



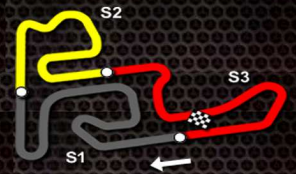
KZ2

Qualifying Heat 1D (QH1D)

Lap Chart

For information purposes. No official / regulatory value

	1	2	3	4	5	6	7	8	9	10	11	12	13	14	15	16	17	18	19	20	21
Grid	112	159	154	153	151	114	104	108	152	149	155	156	150	115	145	160	158	105	102	116	157
Start	112	159	154	153	114	151	108	104	152	155	150	149	160	156	105	115	145	102	158	116	157
Lap 1	112	159	154	151	153	114	104	108	152	160	155	105	149	116	102	158	150	115	156	157	145
Interval		0.2	0.3	0.0	0.3	1.3	0.2	0.3	0.1	0.1	0.0	0.0	0.2	0.1	0.3	0.1	0.4	0.0	0.1	0.4	0.2
Lap 2	112	159	151	154	153	114	104	160	108	155	102	149	116	158	150	105	156	157	115	145	152
Interval		0.1	0.3	0.2	0.3	1.2	0.2	0.9	0.0	0.8	0.2	0.1	0.0	0.2	0.2	0.9	0.0	0.2	0.6	0.1	0.9
Lap 3	112	159	151	154	153	114	104	160	108	102	155	116	158	149	105	150	156	157	115	145	152
Interval		0.2	0.0	0.1	0.2	1.1	0.3	1.0	0.7	0.4	0.0	0.4	0.4	0.0	0.3	0.2	0.1	0.5	0.4	0.5	1.1
Lap 4	112	151	154	159	153	114	104	160	102	155	116	108	105	158	149	156	157	150	115	145	152
Interval		0.2	0.5	0.0	0.3	0.4	0.4	1.0	1.0	0.7	0.1	0.2	0.2	0.1	0.3	0.4	0.5	0.2	0.1	0.8	1.1
Lap 5	112	151	154	159	153	114	104	160	102	116	105	155	158	108	149	156	157	150	115	145	152
Interval		0.1	0.4	0.6	0.0	0.1	0.4	1.0	0.7	1.4	0.2	0.1	0.2	0.7	0.0	0.1	0.6	0.2	0.0	1.1	0.9
Lap 6	112	151	154	159	114	153	104	160	102	105	116	158	155	149	108	156	157	150	115	145	152
Interval		0.1	0.3	0.8	0.1	0.2	0.3	0.8	0.3	1.5	0.6	0.3	0.1	1.0	0.3	0.2	0.0	0.3	0.2	1.0	0.8
Lap 7	112	151	154	114	159	153	104	160	102	105	116	155	158	149	108	156	157	150	115	145	152
Interval		0.1	0.3	1.0	0.3	0.1	0.2	0.5	0.2	1.3	1.5	0.4	0.1	1.0	0.4	0.3	0.3	0.2	0.1	0.9	0.6
Lap 8	112	151	154	114	159	153	104	102	160	105	116	158	155	149	108	156	157	115	150	145	152
Interval		0.1	0.4	0.8	0.5	0.1	0.3	0.4	0.4	0.5	2.3	0.6	0.2	0.8	0.6	0.1	0.2	0.3	0.3	0.8	0.5
Lap 9	112	151	154	114	159	102	160	105	153	104	116	158	155	149	156	108	157	150	115	145	152
Interval		0.2	0.4	0.5	0.7	0.6	0.5	0.5	0.2	0.2	2.1	0.6	0.2	0.8	0.8	0.2	0.2	0.5	0.0	0.7	0.4
Lap 10	112	151	154	114	159	102	105	160	153	104	116	158	155	149	156	108	157	150	115	145	152
Interval		0.3	0.6	0.3	0.8	0.5	0.9	0.0	0.5	0.3	2.2	0.6	0.1	1.0	1.0	0.4	0.1	0.3	0.1	0.7	0.2
Lap 11	112	151	114	154	159	102	105	160	153	104	116	155	158	149	156	108	157	115	145	150	
Interval		0.2	0.8	0.4	0.4	0.3	0.7	0.7	0.2	0.5	2.2	1.0	0.2	0.9	1.2	0.1	0.2	0.3	1.1	10.2	
Lap 12	112	151	114	154	159	102	105	160	153	104	116	155	158	149	156	108	157	115	145	150	
Interval		0.2	0.6	0.9	0.1	0.1	0.5	1.1	0.1	1.0	2.0	0.8	0.5	1.0	1.4	0.7	0.2	0.1	0.6	12.0	



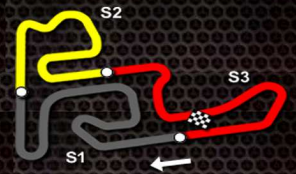
KZ2

Qualifying Heat 1D (QH1D)

Lap Time Analysis

For information purposes. No official / regulatory value

Laps	Sector 1	Sector 2	Sector 3	Lap Time	Laps	Sector 1	Sector 2	Sector 3	Lap Time	Laps	Sector 1	Sector 2	Sector 3	Lap Time
No.102 Johansson Joel					No.112 Negro Riccardo					No.116 Kremers Marijn				
1	23.965	16.675	16.491	57.131	7	20.837	15.924	15.940	52.701	1	23.683	16.715	16.326	56.724
2	21.640	15.970	16.137	53.747	8	20.798	15.894	15.886	52.578	2	22.035	16.193	16.014	54.242
3	21.081	15.765	15.964	52.810	9	21.131	15.860	15.840	52.831	3	21.350	15.880	15.932	53.162
4	20.712	15.819	15.833	52.364	10	20.947	15.828	15.956	52.731	4	20.810	15.920	16.023	52.753
5	20.595	15.643	15.696	51.934	11	20.727	15.804	15.833	52.364	5	20.782	15.731	15.934	52.447
6	20.571	15.583	15.706	51.860	12	21.153	16.078	15.977	53.208	6	21.060	15.785	15.838	52.683
7	20.512	15.596	15.742	51.850	No.114 Antonsen Emil					7	20.967	15.710	15.818	52.495
8	20.503	15.724	15.650	51.877	1	23.068	16.166	16.060	55.294	8	20.744	15.713	15.817	52.274
9	20.602	15.604	15.687	51.893	2	21.019	16.050	16.087	53.156	9	20.769	15.698	15.872	52.339
10	20.447	15.599	15.655	51.701	3	20.975	16.006	16.035	53.016	10	20.699	15.701	15.774	52.174
11	20.459	15.558	15.702	51.719	4	20.866	15.843	15.917	52.626	11	20.683	15.593	15.777	52.053
12	20.528	15.631	15.784	51.943	5	20.794	15.800	15.863	52.457	12	20.644	15.705	15.833	52.182
No.104 Midrla Jan					No.115 Idzkowski Bartosz					No.145 Prosperi Enrico				
1	23.382	16.969	16.362	56.713	6	20.701	15.660	15.842	52.203	1	25.228	16.949	16.621	58.798
2	21.177	15.941	16.035	53.153	7	20.611	15.684	15.840	52.135	2	21.467	16.969	16.564	55.000
3	20.922	15.841	15.928	52.691	8	20.606	15.686	15.803	52.095	3	21.214	16.040	16.139	53.393
4	20.869	15.768	15.888	52.525	9	20.590	15.675	15.715	51.980	4	20.938	15.979	16.119	53.036
5	20.710	15.729	15.842	52.281	10	20.558	15.603	15.723	51.884	5	20.964	15.957	16.070	52.991
6	20.882	15.669	15.817	52.368	11	20.582	15.640	15.741	51.963	6	20.856	15.874	16.009	52.739
7	20.704	15.804	15.842	52.350	12	20.579	15.764	15.874	52.217	7	20.848	15.901	15.933	52.682
8	20.653	15.693	15.852	52.198	No.105 Zanchetta Marco					8	20.824	15.812	15.928	52.564
9	22.264	15.823	15.842	53.929	1	23.752	16.603	16.472	56.827	9	20.778	15.838	16.000	52.616
10	20.569	15.688	15.804	52.061	2	21.113	15.944	16.016	53.073	10	20.848	15.790	15.869	52.507
11	20.664	15.623	15.791	52.078	3	20.843	15.870	15.920	52.633	11	20.760	15.836	15.936	52.532
12	20.701	15.739	15.929	52.369	4	20.738	15.754	15.915	52.407	12	20.816	15.812	16.022	52.650
No.105 Zanchetta Marco					No.115 Idzkowski Bartosz					No.149 Piccini Alessio				
1	23.533	16.788	16.299	56.620	5	20.622	15.771	15.867	52.260	1	23.984	16.795	16.325	57.104
2	23.033	16.755	16.356	56.144	6	20.824	15.652	15.793	52.269	2	21.662	16.249	16.438	54.349
3	20.908	15.804	15.901	52.613	7	20.800	15.611	15.784	52.195	3	21.311	16.172	16.295	53.778
4	20.837	15.638	15.780	52.255	8	20.537	15.656	15.773	51.966	4	21.322	15.896	15.947	53.165
5	20.810	15.651	15.779	52.240	9	20.574	15.584	15.682	51.840	5	20.894	15.917	16.026	52.837
6	20.581	15.509	15.690	51.780	10	20.499	15.597	15.701	51.797	6	20.923	15.937	15.956	52.816
7	20.434	15.560	15.599	51.593	11	20.444	15.687	15.736	51.867	7	20.840	15.825	15.890	52.555
8	20.431	15.521	15.554	51.506	12	20.486	15.636	15.801	51.923	8	20.770	15.793	15.875	52.438
9	20.759	15.651	15.633	52.043	No.108 Cunati Simone					9	20.818	15.698	15.827	52.343
10	20.347	15.548	15.641	51.536	1	23.339	16.921	16.830	57.090	10	20.744	15.773	15.834	52.351
11	20.421	15.530	15.569	51.520	2	21.269	16.154	16.356	53.779	11	20.757	15.751	15.879	52.387
12	20.343	15.498	15.891	51.732	3	21.271	16.194	16.105	53.570	12	20.785	15.762	15.926	52.473
No.108 Cunati Simone					No.115 Idzkowski Bartosz					No.150 De Gaye Brice				
1	23.339	16.921	16.830	57.090	4	20.903	15.974	15.893	52.770	1	23.671	17.700	16.857	58.228
2	21.269	16.154	16.356	53.779	5	20.918	15.871	15.825	52.614	2	21.494	16.207	16.158	53.859
3	21.271	16.194	16.105	53.570	6	21.046	16.016	15.831	52.893	3	21.411	15.960	16.437	53.808
4	21.063	16.291	16.525	53.879	7	20.822	16.071	15.872	52.765	4	21.058	16.671	16.026	53.755
5	21.419	16.018	16.077	53.514	8	20.659	15.947	15.735	52.341	5	20.797	15.834	16.023	52.654
6	20.922	16.322	15.968	53.212	9	20.880	15.816	16.302	52.998	6	20.807	15.939	15.990	52.736



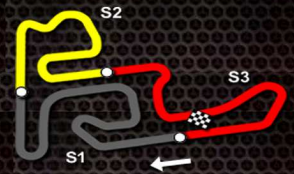
KZ2

Qualifying Heat 1D (QH1D)

Lap Time Analysis

For information purposes. No official / regulatory value

Laps	Sector 1	Sector 2	Sector 3	Lap Time	Laps	Sector 1	Sector 2	Sector 3	Lap Time	Laps	Sector 1	Sector 2	Sector 3	Lap Time
7	20.774	16.224	15.893	52.891										
8	20.734	16.210	15.871	52.815										
9	20.722	15.848	16.018	52.588										
10	20.814	15.766	15.843	52.423										
11	21.732	24.513	17.445	1:03.690										
12	22.020	16.217	16.215	54.452										
3	20.949	15.963	15.914	52.826										
4	21.106	15.927	15.938	52.971										
5	20.753	15.757	15.739	52.249										
6	20.677	15.650	15.806	52.133										
7	20.609	15.687	15.797	52.093										
8	20.682	15.740	15.782	52.204										
9	20.659	15.729	15.710	52.098										
10	20.665	15.716	15.695	52.076										
11	20.646	16.153	15.776	52.575										
12	20.645	15.828	15.959	52.432										
11	20.738	15.806	15.848	52.392										
12	20.791	16.467	15.982	53.240										
No.151 Romkema Ricardo														
1	22.927	16.183	16.006	55.116										
2	20.975	16.005	15.986	52.966										
3	20.909	16.051	15.937	52.897										
4	20.871	15.810	15.886	52.567										
5	20.715	15.796	15.843	52.354										
6	20.793	15.643	15.762	52.198										
7	20.664	15.667	15.805	52.136										
8	20.634	15.689	15.745	52.068										
9	20.675	15.667	15.749	52.091										
10	20.608	15.651	15.686	51.945										
11	20.551	15.627	15.735	51.913										
12	20.600	15.734	15.854	52.188										
No.152 Gyr Kevin														
1	23.414	16.998	16.543	56.955										
2	24.950	17.275	16.348	58.573										
3	21.259	16.164	16.123	53.546										
4	21.054	15.914	16.109	53.077										
5	20.884	15.792	16.065	52.741										
6	20.836	15.875	15.991	52.702										
7	20.768	15.769	15.903	52.440										
8	20.846	15.772	15.859	52.477										
9	20.769	15.773	15.946	52.488										
10	20.740	15.743	15.865	52.348										
No.153 Charles Kenny														
1	23.488	16.223	16.101	55.812										
2	21.123	16.034	15.979	53.136										
3	20.871	15.910	15.957	52.738										
4	21.050	15.929	16.189	53.168										
5	20.738	15.766	16.045	52.549										
6	21.183	15.675	15.780	52.638										
7	20.886	15.808	15.794	52.488										
8	20.708	15.614	15.718	52.040										
9	22.205	15.715	16.102	54.022										
10	20.589	15.628	15.730	51.947										
11	20.558	15.586	15.733	51.877										
12	20.510	15.701	15.718	51.929										
No.154 Schmitz Alexander														
1	23.189	16.208	16.104	55.501										
2	21.275	15.967	16.004	53.246										
No.155 Specken Guust														
1	23.555	16.965	16.599	57.119										
2	21.871	16.256	16.159	54.286										
3	21.046	15.875	16.226	53.147										
4	20.948	16.032	16.076	53.056										
5	20.786	16.065	16.106	52.957										
6	20.802	15.789	16.188	52.779										
7	20.771	15.751	15.915	52.437										
8	21.177	15.784	15.799	52.760										
9	20.835	15.652	15.787	52.274										
10	20.696	15.689	15.790	52.175										
11	20.638	15.787	15.806	52.231										
12	20.556	15.643	15.860	52.059										
No.156 Santoni Francois														
1	25.037	17.041	16.255	58.333										
2	21.486	16.837	16.256	54.579										
3	21.037	15.825	16.064	52.926										
4	21.014	15.899	15.906	52.819										
5	20.809	15.802	15.979	52.590										
6	21.213	15.985	15.973	53.171										
7	20.994	16.077	15.775	52.846										
8	20.691	15.824	15.861	52.376										
9	20.738	15.725	15.929	52.392										
10	20.923	15.815	15.866	52.604										
11	20.841	15.820	15.924	52.585										
12	20.815	15.860	15.989	52.664										
No.157 Cox Niels														
1	24.472	17.329	16.530	58.331										
2	21.449	16.800	16.156	54.405										
3	21.103	16.001	16.075	53.179										
4	20.844	16.062	15.969	52.875										
5	20.814	15.869	15.961	52.644										
6	20.733	15.964	15.924	52.621										
7	20.834	16.311	15.902	53.047										
8	20.666	15.820	15.835	52.321										
9	20.936	15.828	15.949	52.713										
10	20.910	15.782	15.942	52.634										
No.158 Dontje Milan														
1	24.213	16.707	16.283	57.203										
2	21.731	16.230	16.108	54.069										
3	21.258	16.101	16.008	53.367										
4	20.829	15.799	16.216	52.844										
5	20.897	15.728	15.812	52.437										
6	20.817	15.768	15.891	52.476										
7	21.051	15.755	15.835	52.641										
8	20.886	15.723	15.796	52.405										
9	20.705	15.798	15.824	52.327										
10	20.729	15.696	15.789	52.214										
11	20.699	16.059	15.882	52.640										
12	20.692	15.819	15.889	52.400										
No.159 Fasberg Andreas														
1	23.303	16.075	16.123	55.501										
2	20.962	16.051	16.006	53.019										
3	21.062	16.091	16.008	53.161										
4	21.161	15.927	16.173	53.261										
5	20.823	15.829	16.153	52.805										
6	20.670	15.834	15.845	52.349										
7	21.114	15.776	15.782	52.672										
8	20.660	15.671	15.781	52.112										
9	20.788	15.626	15.701	52.115										
10	20.546	15.628	15.677	51.851										
11	20.494	15.780	15.603	51.877										
12	20.476	15.737	15.916	52.129										
No.160 Maxa Radim														
1	23.303	16.953	16.356	56.612										
2	21.120	16.238	16.054	53.412										
3	20.988	15.884	15.974	52.846										
4	20.783	15.803	15.905	52.491										
5	20.717	15.757	15.814	52.288										
6	20.608	15.707	15.854	52.169										
7	20.548	15.677	15.789	52.014										
8	20.581	16.173	15.801	52.555										
9	20.640	15.601	15.739	51.980										
10	20.623	15.638	15.923	52.184										
11	20.666	15.682	15.818	52.166										
12	20.628	15.642	15.831	52.101										
























KZ2

Qualifying Heat 1D (QH1D)

Document 10

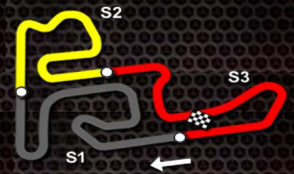
Starting Grid

Subject to scrutineering & sporting investigations

157 Cox Niels Zanardi / Tm / Bridge		11	116 Kremers Marijn Birel / Tm / Bridge	
102 Johansson Joel Energy / Tm / Bridge		10	105 Zanchetta Marco Maranello / Tm / Bridge	
158 Dontje Milan Energy / Tm / Bridge		9	160 Maxa Radim Praga / Parilla / Bridge	
145 Prosperi Enrico Crg / Tm / Bridge		8	115 Idzkowski Bartosz Crg / Maxter / Bridge	
150 De Gaye Brice Crg / Maxter / Bridge		7	156 Santoni Francois Energy / Tm / Bridge	
155 Specken Guust Birel / Tm / Bridge		6	149 Piccini Alessio Tony Kart / Vortex / Bridge	
152 Gyr Kevin Rk / Tm / Bridge		5	108 Cunati Simone Top Kart / Parilla / Bridge	
104 Midrla Jan Birel / Tm / Bridge		4	114 Antonsen Emil Dr / Tm / Bridge	
151 Romkema Ricardo Zanardi / Tm / Bridge		3	153 Charles Kenny Merlin / Tm / Bridge	
154 Schmitz Alexander Tony Kart / Vortex / Bridge		2	159 Fasberg Andreas Tony Kart / Vortex / Bridge	
112 Negro Riccardo Dr / Tm / Bridge		1		

POLE POSITION





KZ2

Final 1 (F1)

Results

Document 9.1

Subject to scrutineering & sporting investigations

Rnk	No.	Entrant	Nat	Driver	Nat	Equipment	Laps	Gap	Interv.	Best Lap	Penalty	Points
1	112	Dr Srl	ITA	Negro Riccardo	ITA	Dr / Tm / Bridge	15			51.935		35
2	159	Ward Racing	SWE	Fasberg Andreas	DNK	Tony Kart / Vortex / Bridge	15	2.477	2.477	52.014		20
3	154	Ksm Racing Team	DEU	Schmitz Alexander	DEU	Tony Kart / Vortex / Bridge	15	3.175	0.698	52.032		10
4	153	Kenny Charles	BEL	Charles Kenny	BEL	Merlin / Tm / Bridge	15	5.823	2.648	52.083		9
5	151	Romkema Ricardo	NLD	Romkema Ricardo	NLD	Zanardi / Tm / Bridge	15	6.063	0.240	51.993		8
6	114	Dr Srl	ITA	Antonsen Emil	NOR	Dr / Tm / Bridge	15	6.304	0.241	51.812		7
7	104	Birel Motorsport S.r.l.	ITA	Midrja Jan	CZE	Birel / Tm / Bridge	15	7.665	1.361	52.209		6
8	108	Comer Top Kart	ITA	Cunati Simone	ITA	Top Kart / Parilla / Bridge	15	9.331	1.666	52.306		5
9	152	Rk-Racing Team	AUT	Gyr Kevin	CHE	Rk / Tm / Bridge	15	10.599	1.268	52.221		4
10	149	Tribe One Motorsport Srl	ITA	Piccini Alessio	ITA	Tony Kart / Vortex / Bridge	15	12.558	1.959	52.344		3
11	155	Avg Racing	NLD	Specken Guust	NLD	Birel / Tm / Bridge	15	18.678	6.120	52.021	+10.000	2
12	156	Santoni Francois	FRA	Santoni Francois	FRA	Energy / Tm / Bridge	15	19.290	0.612	52.725		1
13	150	De Gaye Brice	FRA	De Gaye Brice	FRA	Crg / Maxter / Bridge	15	19.434	0.144	52.680		0
14	115	Dtk Racing Team Poland	POL	Idzkowski Bartosz	POL	Crg / Maxter / Bridge	15	19.646	0.212	52.153		0
15	145	Pescador Luis	ESP	Prosperi Enrico	ESP	Crg / Tm / Bridge	11	4 Laps	4 Laps	52.839		0
16	160	Praga Kart Racing	ITA	Maxa Radim	CZE	Praga / Parilla / Bridge	9	6 Laps	2 Laps	52.194		0
17	158	Dobla	NLD	Dontje Milan	NLD	Energy / Tm / Bridge	5	10 Laps	4 Laps	52.917		0
18	105	Maranello Kart	ITA	Zanchetta Marco	ITA	Maranello / Tm / Bridge	4	11 Laps	1 Lap	52.321		0
19	102	Energy Corse Srl	ITA	Johansson Joel	SWE	Energy / Tm / Bridge	2	13 Laps	2 Laps	53.655		0

Not Classified

116	Avg Racing	NLD	Kremers Marijn	NLD	Birel / Tm / Bridge		Excluded		51.973		
157	G-Star Raw Racing	BEL	Cox Niels	BEL	Zanardi / Tm / Bridge		Excluded		52.484		

No.116 Kremers Marijn : Excluded for technical non conformity. According to Stewards' Decision No.12.

No.157 Cox Niels : Excluded for no respect of art 2.14 CIK General Prescriptions. According to Stewards' Decision No.13.

Leaders : No.112 Negro Riccardo (1-15)

Start Time : 01/06 - 16:21:31

Best Lap : No.114 Antonsen Emil 51.812 93,80 Kph

Weather : Slightly cloudy Air : 16°C Track : Dry

Event Record : No.105 Zanchetta Marco 51.680 94,04 Kph



DOCUMENT N° 13

**DÉCISION DES COMMISSAIRES SPORTIFS
STEWARDS' DECISION**

PÉNALITÉ INFLIGÉE AU CONCURRENT (NOM) : **G-Star Raw Racing**
PENALTY INFLICTED UPON THE ENTRANT (NAME):

NATIONALITÉ / NATIONALITY: **BEL**

N°: **157** PILOTE : **Cox Niels**
No.: **157** DRIVER :

Concerne la partie de l'Épreuve : **KZ2 - Final 1**
Concerns the part of the event:

ÉNONCÉ / STATEMENT:

Exclusion from Final B (Black Flag)

MOTIF / REASON:

At the session concerned, the Driver no. 157 shortcut the track at post 3 (reported by Race Director). Having considered the report from Race Director, after hearing the Entrant concerned, the Steward assess this fact as a violation against art. 2.14 B) and as an incident according art 2.24 CIK General Prescriptions. The Stewards take this decision in application of art. 2.24 and art 153 & 154 FIA International Sporting Code.

Décision annoncée
Decision announced

Date / Date: **01/06/2013**

Heure / Time: **17:36**

Nom / Name

Signature

Président du Collège / *Chairman of the Panel:*

Di Bari Oronzo (ITA) :

Membres du Collège / *Members of the Panel:*

Ronald Barbieri (BEL) :

Kris Lambrecht (BEL) :

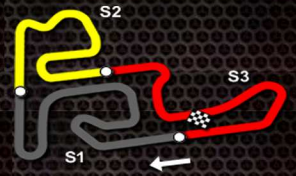
NOTIFICATION AU CONCURRENT CONCERNÉ / NOTIFICATION TO THE RELEVANT ENTRANT

Je soussigné :
I undersigned: Nom personnel / *personal name*

Représentant du Concurrent : **G-Star Raw Racing**
Representing the Entrant: Nom du Concurrent / *Entrant's name*

Certifie avoir reçu notification du document N° **13** des Commissaires Sportifs de l'Épreuve.
Certify that I have been notified of document No. by the Stewards of the Meeting.

Date : Heure / Time: Signature :



DOCUMENT N° 12
DÉCISION DES COMMISSAIRES SPORTIFS
STEWARDS' DECISION

PÉNALTÉ INFLIGÉE AU CONCURRENT (NOM) : **Avg Racing**
 PENALTY INFLICTED UPON THE ENTRANT (NAME):

NATIONALITÉ / NATIONALITY: **NLD**

N°: **116** PILOTE : **Kremers Marijn**
 No.: DRIVER :

Concerne la partie de l'Épreuve : **KZ2 - Final 1**
 Concerns the part of the event:

ÉNONCÉ / STATEMENT:

Exclusion from the above Heat concerned

MOTIF / REASON:

After the session concerned, the kart was checked with technical non conformity regarding the fuel (reported by the Technical Delegate and by the technical of the PANTA). Having considered the report from Technical Delegate and by the technical of the PANTA and after hearing the Entrant concerned, the Steward feel that this fact contravenes art 6 OF WSK SPORTING REGULATIONS. The Steward take this decision in accordance with art 152 and 153 FIA International Sporting Code.

Décision annoncée
 Decision announced

Date / Date: **01/06/2013**

Heure / Time: **17:20**

Nom / Name

Signature

Président du Collège / Chairman of the Panel:

Di Bari Oronzo (ITA) :

Membres du Collège / Members of the Panel:

Ronald Barbieri (BEL) :

Kris Lambrecht (BEL) :

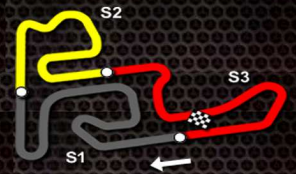
NOTIFICATION AU CONCURRENT CONCERNÉ / NOTIFICATION TO THE RELEVANT ENTRANT

Je soussigné :
 I undersigned: Nom personnel / personal name

Représentant du Concurrent : **Avg Racing**
 Representing the Entrant: Nom du Concurrent / Entrant's name

Certifie avoir reçu notification du document N° **12** des Commissaires Sportifs de l'Épreuve.
 Certify that I have been notified of document No. by the Stewards of the Meeting.

Date : Heure / Time: Signature :

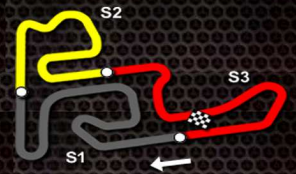


KZ2

Final 1 (F1) Lap Chart

For information purposes. No official / regulatory value

	1	2	3	4	5	6	7	8	9	10	11	12	13	14	15	16	17	18	19	20	21
Grid	112	102	105	160	154	159	153	155	116	114	151	108	115	149	158	104	156	157	150	152	145
Start	102	112	105	160	159	154	153	155	116	114	151	108	115	104	158	157	149	152	156	145	150
Lap 1	112	105	102	159	160	154	151	153	155	104	108	114	158	152	157	149	156	145	150	116	115
Interval		0.4	0.2	0.2	0.1	0.0	0.4	0.4	0.4	0.4	0.2	0.0	0.1	0.2	0.2	0.0	0.5	0.1	0.1	1.1	9.4
Lap 2	112	105	159	154	160	102	151	153	155	104	114	108	158	152	149	157	156	150	145	116	115
		0.4	0.8	0.1	0.0	0.0	0.2	0.1	0.7	0.3	0.4	0.3	0.6	0.2	0.3	0.1	0.0	0.2	0.1	0.8	8.9
Lap 3	112	105	159	160	151	153	154	104	155	114	108	158	152	149	156	157	116	145	150	115	
		0.3	1.3	0.2	0.4	0.1	0.0	0.5	0.0	0.1	0.6	0.9	0.2	0.5	0.4	0.5	0.3	0.2	0.3	8.3	
Lap 4	112	105	159	160	154	104	153	151	114	108	155	152	158	149	156	157	116	145	150	115	
		0.2	1.4	0.3	0.8	1.1	0.1	0.6	0.0	0.0	0.5	0.1	0.2	0.2	0.9	0.1	0.1	0.5	0.3	8.2	
Lap 5	112	159	160	154	104	153	151	108	152	158	149	155	114	157	156	116	150	145	115		
		1.9	0.2	0.5	1.4	0.1	0.5	0.4	0.6	0.7	0.0	0.1	0.1	0.2	1.0	0.1	0.2	0.4	7.4		
Lap 6	112	159	160	154	104	153	151	108	152	155	114	149	116	150	156	157	145	115			
		1.8	0.5	0.3	1.6	0.1	0.4	0.6	0.7	1.0	0.2	0.4	1.7	0.3	0.0	0.2	0.2	6.2			
Lap 7	112	159	160	154	104	153	151	108	152	155	114	149	116	156	150	157	145	115			
		1.6	0.7	0.2	1.7	0.1	0.2	0.9	0.8	0.9	0.1	1.0	1.7	0.7	0.3	0.1	0.2	5.5			
Lap 8	112	159	160	154	104	153	151	108	152	114	155	149	116	156	157	150	145	115			
		1.7	0.7	0.3	1.8	0.1	0.1	1.1	0.7	0.5	0.4	1.2	1.4	1.6	0.1	0.1	0.1	5.3			
Lap 9	112	159	160	154	104	153	151	108	152	114	155	149	116	157	156	145	150	115			
		2.0	0.7	0.2	2.0	0.1	0.2	1.2	0.5	0.1	0.6	1.6	1.1	2.1	0.6	0.2	0.5	4.0			
Lap 10	112	159	154	104	153	151	108	114	152	155	149	116	157	156	145	150	115				
		2.2	0.8	2.1	0.1	0.3	1.2	0.1	0.4	0.4	1.9	0.7	2.6	1.0	0.2	1.6	2.2				
Lap 11	112	159	154	153	104	151	114	108	152	155	149	116	157	145	156	150	115				
		2.3	0.8	2.4	0.0	0.2	1.0	0.6	0.1	0.2	2.4	0.1	3.1	1.8	0.3	0.8	1.6				
Lap 12	112	159	154	153	151	104	114	108	155	152	116	149	157	156	150	115					
		2.2	0.9	2.5	0.3	0.1	0.5	1.1	0.3	0.8	1.8	0.2	3.2	2.7	0.3	1.1					
Lap 13	112	159	154	153	151	104	114	108	155	152	116	149	157	156	150	115					
		2.3	0.9	2.6	0.2	0.4	0.1	1.6	0.1	1.1	1.5	0.4	3.3	2.9	0.2	0.7					
Lap 14	112	159	154	153	151	114	104	155	108	152	116	149	157	156	150	115					
		2.4	0.7	2.6	0.1	0.5	0.5	1.6	0.2	1.1	1.3	0.8	3.3	3.1	0.1	0.2					
Lap 15	112	159	154	153	151	114	104	155	108	152	116	149	157	156	150	115					
		2.4	0.6	2.6	0.2	0.2	1.3	1.0	0.6	1.2	0.6	1.3	3.3	3.3	0.1	0.2					



KZ2

Final 1 (F1)

Lap Time Analysis

For information purposes. No official / regulatory value

Laps	Sector 1	Sector 2	Sector 3	Lap Time	Laps	Sector 1	Sector 2	Sector 3	Lap Time	Laps	Sector 1	Sector 2	Sector 3	Lap Time
No.102 Johansson Joel					6	20.620	15.672	15.821	52.113	5	21.852	15.898	15.945	53.695
1	23.330	16.908	16.549	56.787	7	20.675	15.728	15.814	52.217	6	21.121	16.245	16.186	53.552
2	21.032	15.939	16.684	53.655	8	20.633	15.676	15.783	52.092	7	20.943	15.797	15.916	52.656
No.104 Midrła Jan					9	20.558	15.696	15.725	51.979	8	20.750	15.729	15.764	52.243
1	23.396	16.693	16.655	56.744	10	20.580	15.608	15.747	51.935	9	20.636	15.679	15.807	52.122
2	21.056	15.957	16.059	53.072	11	20.605	15.658	15.732	51.995	10	20.655	15.595	15.752	52.002
3	20.826	15.819	15.948	52.593	12	20.639	15.727	15.754	52.120	11	20.594	15.626	15.753	51.973
4	20.829	16.160	16.352	53.341	13	20.660	15.676	15.740	52.076	12	20.710	15.754	15.827	52.291
5	20.747	15.764	15.882	52.393	14	20.694	15.689	15.790	52.173	13	20.759	15.729	15.811	52.299
6	20.721	15.723	15.874	52.318	15	20.618	15.731	15.757	52.106	14	20.750	15.690	15.857	52.297
7	20.684	15.712	15.854	52.250	No.114 Antonsen Emil					15	20.622	15.639	15.728	51.989
8	20.726	15.772	15.923	52.421	1	24.823	16.831	16.316	57.970	No.145 Prosperi Enrico				
9	20.635	15.715	15.917	52.267	2	21.403	15.954	15.916	53.273	1	24.563	16.528	16.928	58.019
10	20.735	15.659	15.815	52.209	3	20.697	15.793	15.864	52.354	2	21.470	16.430	16.279	54.179
11	20.684	15.713	16.044	52.441	4	21.054	16.339	16.532	53.925	3	21.648	16.015	16.346	54.009
12	20.757	15.728	16.205	52.690	5	22.638	15.932	15.892	54.462	4	20.952	15.905	16.002	52.859
13	20.804	15.720	15.840	52.364	6	21.291	15.765	15.780	52.836	5	21.495	16.099	16.168	53.762
14	20.696	16.114	15.868	52.678	7	20.620	15.612	15.872	52.104	6	20.947	16.212	16.631	53.790
15	20.900	15.798	15.973	52.671	8	20.552	15.570	15.750	51.872	7	21.194	16.111	15.961	53.266
No.105 Zanchetta Marco					9	20.455	15.583	15.775	51.813	8	20.879	15.901	16.059	52.839
1	23.176	16.714	16.200	56.090	10	20.498	15.589	15.766	51.853	9	21.147	15.874	16.023	53.044
2	20.951	15.878	15.975	52.804	11	20.452	15.581	15.811	51.844	10	20.983	15.855	16.022	52.860
3	20.747	15.812	15.911	52.470	12	20.552	15.616	15.737	51.905	11	20.918	16.035	16.163	53.116
4	20.723	15.737	15.861	52.321	13	20.569	15.603	15.785	51.957	No.149 Piccini Alessio				
No.108 Cunati Simone					14	20.645	15.653	15.743	52.041	1	24.067	17.001	16.512	57.580
1	24.013	16.852	16.575	57.440	15	20.477	15.631	15.704	51.812	2	21.254	16.672	16.296	54.222
2	21.576	16.091	15.944	53.611	No.115 Idzkowski Bartosz					3	21.001	15.950	16.081	53.032
3	20.937	15.837	15.903	52.677	1	36.698	16.423	16.341	1:09.462	4	20.798	15.928	16.024	52.750
4	20.910	16.160	16.233	53.303	2	21.121	16.135	16.001	53.257	5	21.008	15.922	16.130	53.060
5	20.884	16.021	15.912	52.817	3	20.918	16.031	16.009	52.958	6	21.377	16.225	15.957	53.559
6	20.717	15.816	15.862	52.395	4	20.891	15.819	15.951	52.661	7	20.906	15.793	15.953	52.652
7	20.665	15.783	15.858	52.306	5	20.930	15.846	15.903	52.679	8	20.774	15.856	15.958	52.588
8	20.698	15.818	15.924	52.440	6	20.830	15.823	15.922	52.575	9	20.712	15.788	15.937	52.437
9	20.751	15.811	15.925	52.487	7	20.770	15.804	15.955	52.529	10	20.722	15.733	15.889	52.344
10	20.691	15.805	15.870	52.366	8	20.789	15.991	15.847	52.627	11	20.886	15.775	15.919	52.580
11	20.959	15.798	15.873	52.630	9	20.805	15.732	15.744	52.281	12	20.740	16.094	15.900	52.734
12	20.670	15.783	15.946	52.399	10	20.665	15.726	15.762	52.153	13	20.840	15.755	15.924	52.519
13	20.745	15.765	15.895	52.405	11	20.563	15.666	15.947	52.176	14	20.841	15.777	16.007	52.625
14	20.875	16.019	15.897	52.791	12	20.716	15.683	15.762	52.161	15	20.793	15.756	15.941	52.490
15	20.770	15.808	15.908	52.486	13	20.749	15.747	15.759	52.255	No.150 De Gaye Brice				
No.112 Negro Riccardo					14	20.708	15.702	15.772	52.182	1	25.233	16.343	16.385	57.961
1	23.430	16.505	16.170	56.105	15	20.920	15.940	15.870	52.730	2	21.378	16.182	16.292	53.852
2	20.974	15.920	15.928	52.822	No.116 Kremers Marijn					3	22.192	16.344	16.023	54.559
3	20.797	15.836	15.915	52.548	1	24.195	16.688	19.865	1:00.748	4	20.806	15.852	16.126	52.784
4	20.701	15.788	15.906	52.395	2	21.542	16.035	16.112	53.689	5	21.137	15.929	15.943	53.009
5	20.628	15.780	15.816	52.224	3	21.023	15.915	15.976	52.914	6	21.088	16.166	16.446	53.700
					4	20.872	15.810	15.829	52.511	7	21.331	16.049	16.025	53.405



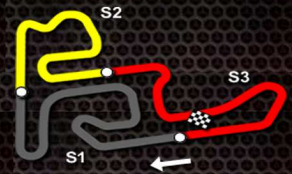
KZ2

Final 1 (F1)

Lap Time Analysis

For information purposes. No official / regulatory value

Laps	Sector 1	Sector 2	Sector 3	Lap Time	Laps	Sector 1	Sector 2	Sector 3	Lap Time	Laps	Sector 1	Sector 2	Sector 3	Lap Time
8	20.754	15.889	16.386	53.029	7	20.784	15.701	15.779	52.264	6	21.599	16.207	16.367	54.173
9	22.087	15.780	15.908	53.775	8	20.700	15.831	15.855	52.386	7	21.006	15.910	16.044	52.960
10	21.890	16.090	15.999	53.979	9	20.705	15.676	15.889	52.270	8	20.951	15.893	16.300	53.144
11	20.868	15.763	16.082	52.713	10	20.711	15.811	15.735	52.257	9	21.395	15.819	16.059	53.273
12	21.014	15.797	15.869	52.680	11	20.662	15.650	15.874	52.186	10	21.024	15.826	16.034	52.884
13	20.903	15.833	15.945	52.681	12	20.590	15.603	16.002	52.195	11	20.896	16.439	16.378	53.713
14	20.988	15.837	15.864	52.689	13	20.762	15.637	15.826	52.225	12	21.082	15.976	16.118	53.176
15	20.975	15.874	15.881	52.730	14	20.659	15.641	15.783	52.083	13	20.916	15.897	16.034	52.847
No.151 Romkema Ricardo					15	20.593	15.684	15.837	52.114	14	20.844	15.906	16.017	52.767
1	23.325	16.366	16.148	55.839	No.154 Schmitz Alexander					15	20.863	15.894	15.968	52.725
2	21.054	16.136	15.984	53.174	1	23.414	16.883	15.982	56.279	No.157 Cox Niels				
3	21.094	15.897	16.125	53.116	2	21.039	15.950	16.300	53.289	1	24.381	16.674	16.547	57.602
4	21.879	16.565	16.372	54.816	3	21.244	15.973	16.438	53.655	2	21.385	16.509	16.559	54.453
5	20.763	15.798	15.861	52.422	4	21.023	15.863	15.790	52.676	3	21.992	15.916	15.979	53.887
6	20.708	15.691	15.813	52.212	5	20.664	15.625	15.803	52.092	4	20.818	15.904	16.026	52.748
7	20.541	15.648	15.804	51.993	6	20.634	15.733	15.770	52.137	5	20.706	15.817	16.022	52.545
8	20.694	15.725	15.881	52.300	7	20.680	15.671	15.818	52.169	6	21.124	17.921	16.459	55.504
9	20.728	15.855	15.835	52.418	8	20.679	15.767	15.809	52.255	7	21.219	16.051	15.992	53.262
10	20.661	15.866	15.766	52.293	9	20.619	15.704	15.785	52.108	8	20.818	15.801	16.066	52.685
11	20.587	15.669	15.896	52.152	10	20.683	15.642	15.758	52.083	9	20.814	15.733	15.962	52.509
12	20.651	15.750	15.891	52.292	11	20.635	15.674	15.787	52.096	10	20.862	15.717	15.905	52.484
13	20.651	15.635	15.782	52.068	12	20.658	15.625	15.858	52.141	11	20.808	15.734	16.010	52.552
14	20.683	15.667	15.695	52.045	13	20.713	15.634	15.786	52.133	12	20.833	15.762	16.008	52.603
15	20.683	15.673	15.805	52.161	14	20.613	15.652	15.767	52.032	13	20.831	15.833	15.999	52.663
No.152 Gyr Kevin					15	20.638	15.715	15.783	52.136	14	20.843	15.780	15.939	52.562
1	23.900	16.936	16.439	57.275	No.155 Specken Guust					15	20.809	15.761	15.990	52.560
2	21.414	16.561	16.115	54.090	1	23.649	17.340	16.462	57.451	No.158 Dontje Milan				
3	21.011	15.825	16.018	52.854	2	21.110	16.017	16.045	53.172	1	23.118	17.411	16.660	57.189
4	20.817	15.993	16.037	52.847	3	20.914	15.935	16.174	53.023	2	21.618	16.387	16.109	54.114
5	20.878	15.925	15.971	52.774	4	21.477	16.349	16.853	54.679	3	20.921	15.912	16.084	52.917
6	20.730	15.793	15.979	52.502	5	20.910	16.264	16.598	53.772	4	20.917	16.341	16.024	53.282
7	20.680	15.772	15.935	52.387	6	21.030	15.743	15.948	52.721	5	20.917	16.063	16.298	53.278
8	20.689	15.737	15.898	52.324	7	20.634	15.672	15.927	52.233	No.159 Fasberg Andreas				
9	20.707	15.678	15.911	52.296	8	20.971	15.665	15.823	52.459	1	23.668	16.368	16.208	56.244
10	20.862	15.724	15.846	52.432	9	20.586	15.581	15.854	52.021	2	21.019	15.947	16.298	53.264
11	20.687	15.659	15.875	52.221	10	20.671	15.591	15.815	52.077	3	20.991	15.989	15.923	52.903
12	20.645	16.481	16.285	53.411	11	20.646	15.617	15.800	52.063	4	20.768	15.835	15.864	52.467
13	20.915	15.735	15.885	52.535	12	20.603	15.849	15.868	52.320	5	20.744	15.872	15.816	52.432
14	20.716	15.892	15.972	52.580	13	20.734	15.646	15.841	52.221	6	20.572	15.695	15.777	52.044
15	20.976	15.722	15.944	52.642	14	20.687	15.793	15.866	52.346	7	20.595	15.707	15.750	52.052
No.153 Charles Kenny					15	20.582	15.637	15.862	52.081	8	20.733	15.726	15.736	52.195
1	24.043	16.802	16.261	57.106	No.156 Santoni Francois					9	20.627	15.786	15.803	52.216
2	20.963	15.943	15.946	52.852	1	24.773	16.592	16.534	57.899	10	20.750	15.715	15.728	52.193
3	21.142	15.949	16.050	53.141	2	21.253	16.347	16.362	53.962	11	20.629	15.635	15.816	52.080
4	21.004	16.490	16.534	54.028	3	21.225	15.908	16.097	53.230	12	20.590	15.628	15.796	52.014
5	20.822	15.771	15.855	52.448	4	21.058	16.077	16.067	53.202	13	20.661	15.650	15.818	52.129
6	20.680	15.771	15.851	52.302	5	21.611	16.049	16.083	53.743	14	20.612	15.809	15.851	52.272



KZ2

Final 1 (F1)

Lap Time Analysis

For information purposes. No official / regulatory value

Laps	Sector 1	Sector 2	Sector 3	Lap Time
15	20.784	15.665	15.729	52.178

No.160 Maxa Radim

	Sector 1	Sector 2	Sector 3	Lap Time
1	23.433	16.643	16.506	56.582
2	21.347	15.920	16.055	53.322
3	21.097	15.865	16.007	52.969
4	20.843	15.789	15.901	52.533
5	20.790	15.741	15.871	52.402
6	20.683	15.763	15.838	52.284
7	20.603	15.768	15.891	52.262
8	20.691	15.661	15.842	52.194
9	20.587	15.804	15.820	52.211
























KZ2

Final 1 (F1)

Starting Grid

Document 8

Subject to scrutineering & sporting investigations

145	Prosperi Enrico Crg / Tm / Bridge		11	152	Gyr Kevin Rk / Tm / Bridge	
150	De Gaye Brice Crg / Maxter / Bridge		10	157	Cox Niels Zanardi / Tm / Bridge	
156	Santoni Francois Energy / Tm / Bridge		9	104	Midrla Jan Birel / Tm / Bridge	
158	Dontje Milan Energy / Tm / Bridge		8	149	Piccini Alessio Tony Kart / Vortex / Bridge	
115	Idzkowski Bartosz Crg / Maxter / Bridge		7	108	Cunati Simone Top Kart / Parilla / Bridge	
151	Romkema Ricardo Zanardi / Tm / Bridge		6	114	Antonsen Emil Dr / Tm / Bridge	
116	Kremers Marijn Birel / Tm / Bridge		5	155	Specken Guust Birel / Tm / Bridge	
153	Charles Kenny Merlin / Tm / Bridge		4	159	Fasberg Andreas Tony Kart / Vortex / Bridge	
154	Schmitz Alexander Tony Kart / Vortex / Bridge		3	160	Maxa Radim Praga / Parilla / Bridge	
105	Zanchetta Marco Maranello / Tm / Bridge		2	102	Johansson Joel Energy / Tm / Bridge	
112	Negro Riccardo Dr / Tm / Bridge		1			

POLE POSITION





KZ2

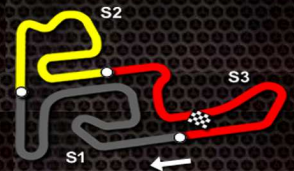
Qualifying Heats S (QHS)

Document 7

Results

Subject to scrutineering & sporting investigations

Rnk	No.	Driver	Nat	Entrant	Nat	Qp	QH1S	QH2S	Points
1	112	Negro Riccardo		Dr Srl		1	0	0	0
2	102	Johansson Joel		Energy Corse Srl		2	2	3	5
3	105	Zanchetta Marco		Maranello Kart		4	4	2	6
4	160	Maxa Radim		Praga Kart Racing		6	3	6	9
5	154	Schmitz Alexander		Ksm Racing Team		8	5	4	9
6	159	Fasberg Andreas		Ward Racing		9	6	5	11
7	153	Charles Kenny		Kenny Charles		5	7	7	14
8	155	Specken Guust		Avg Racing		11	8	9	17
9	116	Kremers Marijn		Avg Racing		13	9	11	20
10	114	Antonsen Emil		Dr Srl		10	12	10	22
11	151	Romkema Ricardo		Romkema Ricardo		7	15	8	23
12	108	Cunati Simone		Comer Top Kart		12	10	14	24
13	115	Idzkowski Bartosz		Dtk Racing Team Poland		16	11	13	24
14	149	Piccini Alessio		Tribe One Motorsport Srl		15	13	15	28
15	158	Dontje Milan		Dobla		18	14	16	30
16	104	Midrla Jan		Birel Motorsport S.r.l.		3	21	12	33
17	156	Santoni Francois		Santoni Francois		19	16	18	34
18	157	Cox Niels		G-Star Raw Racing		20	20	17	37
19	150	De Gaye Brice		De Gaye Brice		14	19	19	38
20	152	Gyr Kevin		Rk-Racing Team		17	17	21	38
21	145	Prosperi Enrico		Pescador Luis		21	18	20	38



KZ2

Qualifying Heat 2S (QH2S)

Document 6

Results

Subject to scrutineering & sporting investigations

Rnk	No.	Entrant	Nat	Driver	Nat	Equipment	Laps	Gap	Interv.	Best Lap	Points
1	112	Dr Srl	ITA	Negro Riccardo	ITA	Dr / Tm / Bridge	12			51.888	0
2	105	Maranello Kart	ITA	Zanchetta Marco	ITA	Maranello / Tm / Bridge	12	0.294	0.294	51.871	2
3	102	Energy Corse Srl	ITA	Johansson Joel	SWE	Energy / Tm / Bridge	12	2.340	2.046	51.973	3
4	154	Ksm Racing Team	DEU	Schmitz Alexander	DEU	Tony Kart / Vortex / Bridge	12	2.385	0.045	51.948	4
5	159	Ward Racing	SWE	Fasberg Andreas	DNK	Tony Kart / Vortex / Bridge	12	2.611	0.226	51.863	5
6	160	Praga Kart Racing	ITA	Maxa Radim	CZE	Praga / Parilla / Bridge	12	3.241	0.630	51.879	6
7	153	Kenny Charles	BEL	Charles Kenny	BEL	Merlin / Tm / Bridge	12	3.610	0.369	51.971	7
8	151	Romkema Ricardo	NLD	Romkema Ricardo	NLD	Zanardi / Tm / Bridge	12	3.891	0.281	51.765	8
9	155	Avg Racing	NLD	Specken Guust	NLD	Birel / Tm / Bridge	12	4.064	0.173	51.884	9
10	114	Dr Srl	ITA	Antonsen Emil	NOR	Dr / Tm / Bridge	12	4.282	0.218	51.782	10
11	116	Avg Racing	NLD	Kremers Marijn	NLD	Birel / Tm / Bridge	12	5.458	1.176	52.081	11
12	104	Birel Motorsport S.r.l.	ITA	Midrła Jan	CZE	Birel / Tm / Bridge	12	6.355	0.897	51.958	12
13	115	Dtk Racing Team Poland	POL	Idzkowski Bartosz	POL	Crg / Maxter / Bridge	12	6.556	0.201	52.013	13
14	108	Comer Top Kart	ITA	Cunati Simone	ITA	Top Kart / Parilla / Bridge	12	7.981	1.425	52.209	14
15	149	Tribe One Motorsport Srl	ITA	Piccini Alessio	ITA	Tony Kart / Vortex / Bridge	12	8.685	0.704	52.353	15
16	158	Dobla	NLD	Dontje Milan	NLD	Energy / Tm / Bridge	12	8.828	0.143	52.342	16
17	157	G-Star Raw Racing	BEL	Cox Niels	BEL	Zanardi / Tm / Bridge	12	9.125	0.297	52.288	17
18	156	Santoni Francois	ERA	Santoni Francois	ERA	Energy / Tm / Bridge	12	13.610	4.485	52.746	18
19	150	De Gaye Brice	ERA	De Gaye Brice	ERA	Crg / Maxter / Bridge	12	13.930	0.320	52.536	19
20	145	Pescador Luis	ESP	Prosperi Enrico	ESP	Crg / Tm / Bridge	12	14.460	0.530	52.714	20
21	152	Rk-Racing Team	AUT	Gyr Kevin	CHE	Rk / Tm / Bridge	0	12 Laps	12 Laps		21

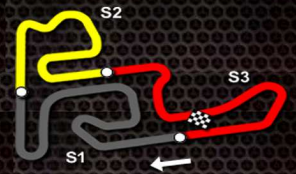
Leaders : No.112 Negro Riccardo (1-12)

Start Time : 01/06 - 15:01:36

Best Lap : No.151 Romkema Ricardo 51.765 93,88 Kph

Weather : Cloudy Air : 8°C Track : Dry

Event Record : No.105 Zanchetta Marco 51.680 94,04 Kph



KZ2

Qualifying Heat 2S (QH2S)

Lap Chart

For information purposes. No official / regulatory value

	1	2	3	4	5	6	7	8	9	10	11	12	13	14	15	16	17	18	19	20	21
Grid	112	102	160	105	154	159	153	155	116	108	115	114	149	158	151	156	152	145	150	157	104
Start	112	102	105	160	154	159	153	155	116	108	114	115	158	149	151	156	152	157	145	104	150
Lap 1	112	102	105	160	159	153	155	154	116	115	114	149	151	108	104	158	156	157	145	150	
Interval		0.2	0.3	0.1	0.2	0.2	0.2	0.2	0.0	0.4	0.3	0.1	0.1	0.3	0.1	0.2	0.4	0.1	0.5	0.1	
Lap 2	112	102	105	160	159	153	154	116	155	115	114	149	151	104	108	158	157	156	150	145	
Interval		0.5	0.1	0.2	0.2	0.3	0.4	0.6	0.0	0.3	0.3	0.2	0.1	0.1	0.2	0.2	0.6	0.3	0.2	0.5	
Lap 3	112	105	160	102	159	154	153	116	155	115	114	151	149	108	104	158	157	156	150	145	
Interval		0.7	0.4	0.0	0.1	0.3	0.1	0.8	0.1	0.2	0.1	0.1	0.6	0.2	0.1	0.2	0.6	0.4	0.8	0.4	
Lap 4	112	105	102	154	159	153	160	116	155	115	151	114	149	104	108	158	157	156	150	145	
Interval		0.6	0.7	0.8	0.2	0.2	0.1	0.1	0.2	0.2	0.3	0.2	0.4	0.5	0.2	0.1	0.6	0.5	0.5	0.8	
Lap 5	112	105	102	154	159	153	160	116	155	151	114	115	104	149	108	158	157	156	150	145	
Interval		0.5	0.9	0.5	0.3	0.2	0.2	0.2	0.1	0.2	0.6	0.3	0.3	0.0	0.2	0.4	0.6	0.8	0.2	1.2	
Lap 6	112	105	102	154	159	153	160	116	151	155	114	115	104	149	108	158	157	156	150	145	
Interval		0.5	1.0	0.3	0.3	0.3	0.2	0.3	0.1	0.3	0.3	0.5	0.1	0.5	0.2	0.2	0.6	1.2	0.1	1.5	
Lap 7	112	105	102	154	159	153	160	151	155	116	114	115	104	108	149	158	157	156	150	145	
Interval		0.4	1.2	0.2	0.5	0.1	0.2	0.8	0.1	0.0	0.1	0.5	0.2	1.0	0.0	0.2	0.6	1.9	0.2	1.0	
Lap 8	112	105	102	154	159	153	160	151	155	114	116	115	104	108	149	158	157	156	150	145	
Interval		0.4	1.4	0.1	0.5	0.2	0.2	0.6	0.3	0.3	0.3	0.2	0.2	1.1	0.3	0.2	0.4	2.5	0.1	0.9	
Lap 9	112	105	102	154	159	153	160	151	155	114	116	115	104	108	149	158	157	156	150	145	
Interval		0.3	1.5	0.2	0.4	0.2	0.1	0.5	0.4	0.2	0.6	0.1	0.1	1.5	0.3	0.2	0.4	3.0	0.1	0.9	
Lap 10	112	105	102	154	159	160	153	151	155	114	116	115	104	108	149	158	157	156	150	145	
Interval		0.3	1.6	0.1	0.3	0.6	0.0	0.1	0.5	0.2	0.8	0.4	0.1	1.3	0.4	0.2	0.3	3.5	0.2	0.8	
Lap 11	112	105	102	154	159	160	153	151	155	114	116	115	104	108	149	158	157	156	150	145	
Interval		0.2	1.8	0.1	0.3	0.6	0.1	0.2	0.3	0.2	0.9	0.5	0.0	1.6	0.5	0.2	0.3	3.8	0.6	0.3	
Lap 12	112	105	102	154	159	160	153	151	155	114	116	104	115	108	149	158	157	156	150	145	
Interval		0.2	2.0	0.0	0.2	0.6	0.3	0.2	0.1	0.2	1.1	0.8	0.2	1.4	0.7	0.1	0.2	4.4	0.3	0.5	



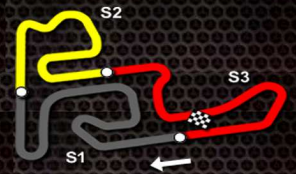
KZ2

Qualifying Heat 2S (QH2S)

Lap Time Analysis

For information purposes. No official / regulatory value

Laps	Sector 1	Sector 2	Sector 3	Lap Time	Laps	Sector 1	Sector 2	Sector 3	Lap Time	Laps	Sector 1	Sector 2	Sector 3	Lap Time
No.102 Johansson Joel					No.112 Negro Riccardo					No.116 Kremers Marijn				
1	23.354	16.200	16.122	55.676	7	20.822	15.778	15.820	52.420	1	23.512	16.331	16.290	56.133
2	21.029	15.889	15.988	52.906	8	20.587	15.791	15.831	52.209	2	21.216	16.233	15.928	53.377
3	21.088	15.830	16.201	53.119	9	20.641	15.795	15.931	52.367	3	20.841	15.781	15.899	52.521
4	20.799	15.756	15.886	52.441	10	20.693	15.780	15.796	52.269	4	20.783	15.742	16.004	52.529
5	20.743	15.724	15.872	52.339	11	20.650	15.840	15.847	52.337	5	20.898	15.753	15.788	52.439
6	20.706	15.684	15.845	52.235	12	20.719	15.768	15.863	52.350	6	20.713	15.740	15.775	52.228
7	20.686	15.659	15.799	52.144	No.114 Antonsen Emil					7	20.886	15.739	16.244	52.869
8	20.593	15.714	15.792	52.099	1	23.161	16.218	16.066	55.445	8	20.703	16.114	15.787	52.604
9	20.553	15.625	15.795	51.973	2	20.890	15.858	15.864	52.612	9	20.559	15.713	15.823	52.095
10	20.618	15.648	15.791	52.057	3	20.739	15.784	15.894	52.417	10	20.555	15.643	15.883	52.081
11	20.602	15.646	15.811	52.059	4	20.707	15.722	15.836	52.265	11	20.614	15.650	15.836	52.100
12	20.540	15.682	15.852	52.074	5	20.714	15.716	15.797	52.227	12	20.586	15.675	15.826	52.087
No.104 Midrla Jan					6	20.651	15.735	15.773	52.159	No.145 Prosperi Enrico				
1	23.852	16.396	16.177	56.425	7	20.614	15.644	15.752	52.010	1	24.700	16.638	16.581	57.919
2	21.044	15.878	16.110	53.032	8	20.551	15.661	15.728	51.940	2	21.646	16.086	16.234	53.966
3	21.433	15.882	15.902	53.217	9	20.539	15.654	15.745	51.938	3	21.290	16.040	16.108	53.438
4	20.785	15.798	16.021	52.604	10	20.582	15.649	15.704	51.935	4	21.006	15.959	16.095	53.060
5	20.585	15.688	15.882	52.155	11	20.541	15.669	15.757	51.967	5	20.968	15.892	16.019	52.879
6	20.612	15.673	15.840	52.125	12	20.545	15.640	15.703	51.888	6	21.026	16.007	16.076	53.109
7	20.590	15.760	15.791	52.141	No.115 Idzkowski Bartosz					7	20.845	15.931	15.947	52.723
8	20.539	15.847	15.799	52.185	1	23.962	16.414	16.255	56.631	8	20.883	15.865	15.978	52.726
9	20.560	15.648	15.750	51.958	2	20.941	16.356	16.056	53.353	9	20.906	15.944	15.995	52.845
10	20.588	15.743	16.091	52.422	3	20.758	15.888	15.851	52.497	10	20.843	15.932	16.015	52.790
11	20.571	15.738	15.786	52.095	4	20.720	15.815	16.335	52.870	11	20.812	15.899	16.024	52.735
12	20.723	15.768	15.833	52.324	5	20.669	15.835	15.997	52.501	12	20.790	15.913	16.011	52.714
No.105 Zanchetta Marco					6	20.556	15.661	15.805	52.022	No.149 Piccini Alessio				
1	23.263	16.263	16.174	55.700	7	20.535	15.812	15.791	52.138	1	23.799	16.431	16.241	56.471
2	20.861	15.957	15.866	52.684	8	20.654	15.724	15.752	52.130	2	21.046	16.214	16.187	53.447
3	20.774	15.797	15.876	52.447	9	20.446	15.622	15.714	51.782	3	21.254	15.767	15.993	53.014
4	20.733	15.675	15.848	52.256	10	20.513	15.597	15.740	51.850	4	20.814	15.757	15.976	52.547
5	20.665	15.652	15.755	52.072	11	20.554	15.692	15.765	52.011	5	20.732	15.894	16.127	52.753
6	20.628	15.749	15.756	52.133	12	20.484	15.660	15.719	51.863	6	20.862	15.846	15.906	52.614
7	20.602	15.665	15.726	51.993	No.115 Idzkowski Bartosz					7	20.805	15.796	16.144	52.745
8	20.580	15.609	15.691	51.880	1	23.641	16.373	16.168	56.182	8	20.758	15.827	15.888	52.473
9	20.538	15.592	15.741	51.871	2	21.100	16.279	15.990	53.369	9	20.711	15.715	15.927	52.353
10	20.587	15.609	15.731	51.927	3	20.809	15.889	15.918	52.616	10	20.733	15.771	15.883	52.387
11	20.554	15.643	15.680	51.877	4	20.719	15.834	15.949	52.502	11	20.790	15.808	15.836	52.434
12	20.542	15.645	15.721	51.908	5	20.814	16.097	16.460	53.371	12	20.741	15.829	15.920	52.490
No.108 Cunati Simone					6	20.604	15.865	15.777	52.246	No.150 De Gaye Brice				
1	24.651	16.526	16.229	57.406	7	20.588	15.775	15.753	52.116	1	24.729	16.576	16.431	57.736
2	21.416	15.993	16.031	53.440	8	20.481	15.865	15.812	52.158	2	21.260	16.006	16.032	53.298
3	21.018	15.864	15.903	52.785	9	20.588	15.672	15.753	52.013	3	21.645	15.947	15.939	53.531
4	20.824	15.878	16.313	53.015	10	20.624	15.795	16.015	52.434	4	20.900	15.801	15.900	52.601
5	20.711	15.776	15.774	52.261	11	20.579	15.752	15.854	52.185	5	20.731	15.864	15.941	52.536
6	20.848	15.819	15.923	52.590	12	21.001	15.853	15.758	52.612	6	21.075	15.797	15.923	52.795



KZ2

Qualifying Heat 2S (QH2S)

Lap Time Analysis

For information purposes. No official / regulatory value

Laps	Sector 1	Sector 2	Sector 3	Lap Time
7	21.417	15.877	15.963	53.257
8	20.988	15.773	16.071	52.832
9	21.050	15.893	15.914	52.857
10	20.984	15.956	15.942	52.882
11	20.926	16.368	15.858	53.152
12	20.899	15.823	15.855	52.577

No.151 Romkema Ricardo				
Laps	Sector 1	Sector 2	Sector 3	Lap Time
1	23.886	16.421	16.200	56.507
2	21.025	16.150	16.263	53.438
3	20.707	15.753	15.804	52.264
4	20.735	15.789	15.944	52.468
5	20.583	15.769	15.710	52.062
6	20.548	15.727	15.683	51.958
7	20.832	15.821	15.797	52.450
8	20.530	15.655	15.666	51.851
9	20.472	15.628	15.691	51.791
10	20.450	15.621	15.694	51.765
11	20.763	15.704	15.705	52.172
12	20.612	15.653	15.829	52.094

No.153 Charles Kenny				
Laps	Sector 1	Sector 2	Sector 3	Lap Time
1	23.308	16.302	16.178	55.788
2	21.052	15.851	15.914	52.817
3	20.842	15.822	16.122	52.786
4	21.048	15.996	16.060	53.104
5	20.696	15.733	15.785	52.214
6	20.643	15.693	15.774	52.110
7	20.615	15.612	15.831	52.058
8	20.646	15.718	15.795	52.159
9	20.572	15.654	15.745	51.971
10	20.567	15.695	16.071	52.333
11	20.700	15.679	15.689	52.068
12	20.609	15.681	15.764	52.054

No.154 Schmitz Alexander				
Laps	Sector 1	Sector 2	Sector 3	Lap Time
1	24.369	16.224	16.016	56.609
2	20.963	16.039	15.780	52.782
3	20.664	15.696	15.750	52.110
4	20.991	15.884	15.947	52.822
5	20.632	15.674	15.756	52.062
6	20.667	15.660	15.704	52.031
7	20.604	15.698	15.755	52.057
8	20.605	15.660	15.723	51.988
9	20.644	15.706	15.744	52.094
10	20.580	15.689	15.679	51.948
11	20.650	15.703	15.678	52.031
12	20.591	15.698	15.710	51.999

No.155 Specken Guust				
Laps	Sector 1	Sector 2	Sector 3	Lap Time
1	23.413	16.293	16.205	55.911
2	21.164	16.417	16.184	53.765
3	20.914	15.847	15.899	52.660
4	20.769	15.762	16.011	52.542
5	20.786	15.791	15.791	52.368
6	20.696	16.109	15.771	52.576
7	20.672	15.835	15.775	52.282
8	20.533	15.688	15.769	51.990
9	20.536	15.602	15.753	51.891
10	20.566	15.578	15.740	51.884
11	20.607	15.653	15.762	52.022
12	20.540	15.618	15.727	51.885

No.156 Santoni Francois				
Laps	Sector 1	Sector 2	Sector 3	Lap Time
1	24.266	16.979	16.411	57.656
2	21.442	16.175	16.167	53.784
3	20.980	16.013	16.029	53.022
4	20.876	15.917	16.026	52.819
5	21.022	15.916	15.973	52.911
6	20.972	15.923	15.971	52.866
7	21.204	15.940	15.979	53.123
8	20.840	16.073	16.015	52.928
9	20.927	15.933	16.012	52.872
10	20.924	15.899	15.999	52.822
11	20.765	15.930	16.051	52.746
12	20.928	15.952	16.009	52.889

No.157 Cox Niels				
Laps	Sector 1	Sector 2	Sector 3	Lap Time
1	24.197	16.885	16.344	57.426
2	21.116	16.058	16.168	53.342
3	20.945	15.936	16.046	52.927
4	20.813	15.843	16.019	52.675
5	20.783	15.802	16.023	52.608
6	20.814	15.750	15.898	52.462
7	20.744	15.784	15.906	52.434
8	20.652	15.782	15.854	52.288
9	20.634	15.818	15.915	52.367
10	20.688	15.764	15.896	52.348
11	20.763	15.750	15.901	52.414
12	20.715	15.715	15.865	52.295

No.158 Dontje Milan				
Laps	Sector 1	Sector 2	Sector 3	Lap Time
1	24.135	17.057	16.263	57.455
2	21.270	16.005	16.000	53.275
3	21.121	15.874	15.955	52.950
4	20.821	15.835	16.034	52.690
5	20.918	15.787	15.894	52.599
6	20.738	15.784	15.872	52.394

Laps	Sector 1	Sector 2	Sector 3	Lap Time
7	20.746	15.831	15.897	52.474
8	20.775	15.764	15.970	52.509
9	20.716	15.733	15.893	52.342
10	20.788	15.782	15.879	52.449
11	20.763	15.814	15.824	52.401
12	20.746	15.760	15.861	52.367

No.159 Fasberg Andreas				
Laps	Sector 1	Sector 2	Sector 3	Lap Time
1	23.235	16.376	16.079	55.690
2	21.011	15.873	15.894	52.778
3	20.847	15.806	15.965	52.618
4	21.130	15.953	16.292	53.375
5	20.658	15.739	15.802	52.199
6	20.551	15.758	15.731	52.040
7	20.502	15.859	15.836	52.197
8	20.517	15.808	15.714	52.039
9	20.524	15.698	15.750	51.972
10	20.547	15.609	15.707	51.863
11	20.550	15.690	15.739	51.979
12	20.546	15.658	15.691	51.895

No.160 Maxa Radim				
Laps	Sector 1	Sector 2	Sector 3	Lap Time
1	23.317	16.270	16.116	55.703
2	21.061	15.801	15.915	52.777
3	20.925	15.794	15.957	52.676
4	21.557	16.112	16.317	53.986
5	20.800	15.661	15.811	52.272
6	20.638	15.664	15.832	52.134
7	20.652	15.667	15.763	52.082
8	20.571	15.755	15.743	52.069
9	20.587	15.623	15.751	51.961
10	20.627	15.582	15.856	52.065
11	20.547	15.642	15.758	51.947
12	20.577	15.595	15.707	51.879
























KZ2

Qualifying Heat 2S (QH2S)

Document 5

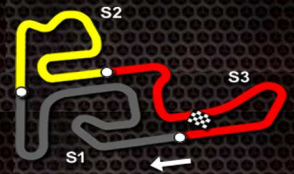
Starting Grid

Subject to scrutineering & sporting investigations

104	Midrla Jan Birel / Tm / Bridge		11	157	Cox Niels Zanardi / Tm / Bridge	
150	De Gaye Brice Crg / Maxter / Bridge		10	145	Prosperi Enrico Crg / Tm / Bridge	
152	Gyr Kevin Rk / Tm / Bridge		9	156	Santoni Francois Energy / Tm / Bridge	
151	Romkema Ricardo Zanardi / Tm / Bridge		8	158	Dontje Milan Energy / Tm / Bridge	
149	Piccini Alessio Tony Kart / Vortex / Bridge		7	114	Antonsen Emil Dr / Tm / Bridge	
115	Idzkowski Bartosz Crg / Maxter / Bridge		6	108	Cunati Simone Top Kart / Parilla / Bridge	
116	Kremers Marijn Birel / Tm / Bridge		5	155	Specken Guust Birel / Tm / Bridge	
153	Charles Kenny Merlin / Tm / Bridge		4	159	Fasberg Andreas Tony Kart / Vortex / Bridge	
154	Schmitz Alexander Tony Kart / Vortex / Bridge		3	105	Zanchetta Marco Maranello / Tm / Bridge	
160	Maxa Radim Praga / Parilla / Bridge		2	102	Johansson Joel Energy / Tm / Bridge	
112	Negro Riccardo Dr / Tm / Bridge		1			

POLE POSITION





KZ2

Qualifying Heat 1S (QH1S)

Document 4

Results

Subject to scrutineering & sporting investigations

Rnk	No.	Entrant	Nat	Driver	Nat	Equipment	Laps	Gap	Interv.	Best Lap	Points
1	112	Dr Srl	ITA	Negro Riccardo	ITA	Dr / Tm / Bridge	12			51.883	0
2	102	Energy Corse Srl	ITA	Johansson Joel	SWE	Energy / Tm / Bridge	12	0.575	0.575	51.799	2
3	160	Praga Kart Racing	ITA	Maxa Radim	CZE	Praga / Parilla / Bridge	12	1.458	0.883	51.849	3
4	105	Maranello Kart	ITA	Zanchetta Marco	ITA	Maranello / Tm / Bridge	12	1.805	0.347	51.680	4
5	154	Ksm Racing Team	DEU	Schmitz Alexander	DEU	Tony Kart / Vortex / Bridge	12	3.475	1.670	51.893	5
6	159	Ward Racing	SWE	Fasberg Andreas	DNK	Tony Kart / Vortex / Bridge	12	3.699	0.224	51.812	6
7	153	Kenny Charles	BEL	Charles Kenny	BEL	Merlin / Tm / Bridge	12	4.337	0.638	52.015	7
8	155	Avg Racing	NLD	Specken Guust	NLD	Birel / Tm / Bridge	12	5.483	1.146	52.066	8
9	116	Avg Racing	NLD	Kremers Marijn	NLD	Birel / Tm / Bridge	12	5.637	0.154	52.066	9
10	108	Comer Top Kart	ITA	Cunati Simone	ITA	Top Kart / Parilla / Bridge	12	5.953	0.316	52.042	10
11	115	Dtk Racing Team Poland	POL	Idzkowski Bartosz	POL	Crg / Maxter / Bridge	12	6.918	0.965	52.047	11
12	114	Dr Srl	ITA	Antonsen Emil	NOR	Dr / Tm / Bridge	12	7.871	0.953	51.833	12
13	149	Tribe One Motorsport Srl	ITA	Piccini Alessio	ITA	Tony Kart / Vortex / Bridge	12	8.869	0.998	52.437	13
14	158	Dobla	NLD	Dontje Milan	NLD	Energy / Tm / Bridge	12	9.156	0.287	52.386	14
15	151	Romkema Ricardo	NLD	Romkema Ricardo	NLD	Zanardi / Tm / Bridge	12	13.143	3.987	51.746	15
16	156	Santoni Francois	FRA	Santoni Francois	FRA	Energy / Tm / Bridge	12	16.559	3.416	52.587	16
17	152	Rk-Racing Team	AUT	Gyr Kevin	CHE	Rk / Tm / Bridge	12	16.817	0.258	52.232	17
18	145	Pescador Luis	ESP	Prosperi Enrico	ESP	Crg / Tm / Bridge	12	19.475	2.658	52.797	18
19	150	De Gaye Brice	FRA	De Gaye Brice	FRA	Crg / Maxter / Bridge	4	8 Laps	8 Laps	53.852	19
20	157	G-Star Raw Racing	BEL	Cox Niels	BEL	Zanardi / Tm / Bridge	3	9 Laps	1 Lap	54.150	20
21	104	Birel Motorsport S.r.l.	ITA	Midrla Jan	CZE	Birel / Tm / Bridge	1	11 Laps	2 Laps	56.157	21

Leaders : No.112 Negro Riccardo (1-12)

Start Time : 01/06 - 11:52:19

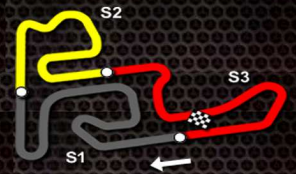
Best Lap : No.105 Zanchetta Marco

51.680 94,04 Kph

Weather : Cloudy Air : 8°C Track : Dry

Previous Event Record : No.112 Negro Riccardo

51.836 93,75 Kph



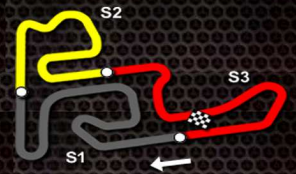
KZ2

Qualifying Heat 1S (QH1S)

Lap Chart

For information purposes. No official / regulatory value

	1	2	3	4	5	6	7	8	9	10	11	12	13	14	15	16	17	18	19	20	21
Grid	112	102	104	105	153	160	151	154	159	114	155	108	116	150	149	115	152	158	156	157	145
Start	102	112	105	104	153	151	160	154	159	114	108	155	150	115	116	149	157	158	152	156	145
Lap 1	112	102	104	160	153	159	105	108	154	116	155	115	149	158	150	114	156	145	157	152	151
Interval		0.4	0.6	0.4	0.2	0.4	0.3	0.0	0.1	0.2	0.3	0.1	0.2	0.2	2.7	0.1	0.1	0.7	0.3	1.2	3.9
Lap 2	112	102	160	153	159	105	154	108	116	155	115	149	158	114	156	150	157	145	152	151	
		0.6	0.8	0.4	0.5	0.3	0.3	0.3	0.1	0.4	0.2	0.2	0.1	3.5	0.5	0.4	0.1	0.3	1.7	2.7	
Lap 3	112	102	160	153	159	105	154	108	116	155	115	149	158	114	156	145	152	151	157	150	
		0.5	0.6	0.5	0.5	0.1	0.1	1.1	0.0	0.1	0.2	0.2	0.2	3.4	1.2	1.3	1.4	1.9	5.9	57.6	
Lap 4	112	102	160	153	159	105	154	116	155	108	115	149	158	114	156	145	152	151	150		
		0.5	0.4	0.7	0.2	0.2	0.1	1.4	0.1	0.1	0.4	0.2	0.1	2.8	2.0	1.3	1.0	1.3	1.05		
Lap 5	112	102	160	159	153	105	154	116	155	108	115	149	158	114	156	145	152	151			
		0.4	0.4	0.8	0.2	0.1	0.1	1.5	0.1	0.3	0.5	0.2	0.2	2.2	2.9	1.6	0.6	0.5			
Lap 6	112	102	160	159	105	154	153	116	155	108	115	149	158	114	156	145	152	151			
		0.4	0.4	0.8	0.1	0.4	0.3	1.2	0.3	0.1	0.8	0.1	0.3	1.8	3.9	1.4	0.3	0.0			
Lap 7	112	102	160	105	159	154	153	116	155	108	115	149	158	114	156	151	145	152			
		0.5	0.5	1.2	0.1	0.0	0.4	1.3	0.2	0.2	0.8	0.1	0.3	1.3	4.8	0.9	0.6	0.1			
Lap 8	112	102	160	105	154	159	153	116	155	108	115	149	158	114	151	156	152	145			
		0.4	0.7	1.1	0.7	0.2	0.2	0.8	0.1	0.4	0.8	0.5	0.2	0.9	5.8	0.0	1.4	0.7			
Lap 9	112	102	160	105	154	159	153	116	155	108	115	149	158	114	151	156	152	145			
		0.6	0.7	1.0	1.1	0.1	0.2	0.8	0.1	0.4	1.0	0.5	0.2	0.3	5.8	0.8	1.1	1.3			
Lap 10	112	102	160	105	154	159	153	116	155	108	115	149	114	158	151	156	152	145			
		0.7	0.7	0.7	1.3	0.2	0.2	0.9	0.1	0.5	0.9	1.0	0.1	0.4	5.0	1.7	0.7	1.9			
Lap 11	112	102	160	105	154	159	153	116	155	108	115	114	149	158	151	156	152	145			
		0.7	0.6	0.5	1.5	0.3	0.3	1.0	0.1	0.4	0.9	1.0	0.6	0.3	4.5	2.4	0.6	2.3			
Lap 12	112	102	160	105	154	159	153	155	116	108	115	114	149	158	151	156	152	145			
		0.5	0.8	0.3	1.6	0.2	0.6	1.1	0.1	0.3	0.9	0.9	0.9	0.2	3.9	3.4	0.2	2.6			



KZ2

Qualifying Heat 1S (QH1S)

Lap Time Analysis

For information purposes. No official / regulatory value

Laps	Sector 1	Sector 2	Sector 3	Lap Time	Laps	Sector 1	Sector 2	Sector 3	Lap Time	Laps	Sector 1	Sector 2	Sector 3	Lap Time
No.102 Johansson Joel					No.114 Antonsen Emil					No.145 Prosperi Enrico				
1	23.643	16.345	16.188	56.176	5	20.781	15.762	15.905	52.448	1	25.070	18.914	16.828	1:00.812
2	21.070	16.068	15.998	53.136	6	20.695	15.706	15.813	52.214	2	21.851	16.604	16.360	54.815
3	21.022	15.928	15.955	52.905	7	20.598	15.639	15.763	52.000	3	21.377	16.260	16.308	53.945
4	20.892	15.898	15.954	52.744	8	20.558	15.690	15.785	52.033	4	21.142	16.092	16.217	53.451
5	20.770	15.729	15.899	52.398	9	20.536	15.587	15.760	51.883	5	21.098	16.012	16.239	53.349
6	20.701	15.686	15.804	52.191	10	20.567	15.616	15.709	51.892	6	20.871	15.929	16.102	52.902
7	20.587	15.695	15.806	52.088	11	20.522	15.670	15.717	51.909	7	20.952	16.045	16.046	53.043
8	20.585	15.602	15.793	51.980	12	20.562	15.632	15.775	51.969	8	21.610	15.923	16.090	53.623
9	20.573	15.649	15.816	52.038	No.115 Idzkowski Bartosz					9	20.992	15.914	16.120	53.026
10	20.556	15.663	15.747	51.966	1	26.255	18.274	16.770	1:01.299	10	20.883	15.827	16.087	52.797
11	20.559	15.580	15.793	51.932	2	21.773	16.230	16.215	54.218	11	20.911	15.872	16.043	52.826
12	20.533	15.545	15.721	51.799	3	21.029	15.877	16.029	52.935	12	20.924	15.833	16.040	52.797
No.104 Midrla Jan					No.116 Kremers Marijn					No.149 Piccini Alessio				
1	23.518	16.356	16.283	56.157	1	23.784	16.579	16.526	56.889	1	24.130	16.850	16.430	57.410
No.105 Zanchetta Marco					No.118 (Empty)					No.150 De Gaye Brice				
1	23.349	16.448	18.131	57.928	2	21.242	15.993	16.044	53.279	1	25.106	18.584	16.961	1:00.651
2	21.059	15.954	16.046	53.059	3	21.052	15.937	16.287	53.276	2	22.515	16.527	16.331	55.373
3	20.856	15.908	15.932	52.696	4	20.989	15.871	15.964	52.824	3	1:25.785	18.759	16.966	2:01.510
4	20.845	15.808	15.881	52.534	5	20.754	15.786	15.883	52.423	4	21.434	16.207	16.211	53.852
5	20.665	15.910	15.784	52.359	6	20.818	15.718	15.857	52.393	No.151 Romkema Ricardo				
6	20.613	15.608	15.727	51.948	7	20.675	15.745	15.923	52.343	1	23.010	16.379	28.776	1:08.165
7	20.657	15.628	16.131	52.416	8	20.650	15.676	15.839	52.165	2	21.629	16.088	16.157	53.874
8	20.522	15.571	15.956	52.049	9	20.630	15.724	15.801	52.155	3	21.003	15.943	15.917	52.863
9	20.606	15.631	15.660	51.897	10	20.615	15.698	15.818	52.131	4	20.690	15.808	15.880	52.378
10	20.493	15.595	15.636	51.724	11	20.592	15.687	15.787	52.066	5	20.664	15.747	15.745	52.156
11	20.460	15.566	15.654	51.680	12	20.606	16.057	15.735	52.398	6	20.566	15.582	15.973	52.121
12	20.486	15.697	15.614	51.797	No.119 (Empty)					7	20.649	15.611	15.752	52.012
No.108 Cunati Simone					No.120 (Empty)					No.152 (Empty)				
1	23.638	16.646	16.604	56.888	No.121 (Empty)					No.153 (Empty)				
2	21.175	16.053	16.353	53.581	No.122 (Empty)					No.154 (Empty)				
3	21.271	16.107	15.979	53.357	No.123 (Empty)					No.155 (Empty)				
4	21.409	15.884	15.914	53.207	No.124 (Empty)					No.156 (Empty)				
5	20.845	15.809	15.939	52.593	No.125 (Empty)					No.157 (Empty)				
6	20.730	15.805	15.860	52.395	No.126 (Empty)					No.158 (Empty)				
7	20.810	15.711	15.838	52.359	No.127 (Empty)					No.159 (Empty)				
8	20.656	15.824	15.763	52.243	No.128 (Empty)					No.160 (Empty)				
9	20.682	15.702	15.816	52.200	No.129 (Empty)					No.161 (Empty)				
10	20.564	15.809	15.775	52.148	No.130 (Empty)					No.162 (Empty)				
11	20.575	15.725	15.742	52.042	No.131 (Empty)					No.163 (Empty)				
12	20.555	15.747	15.789	52.091	No.132 (Empty)					No.164 (Empty)				
No.112 Negro Riccardo					No.133 (Empty)					No.165 (Empty)				
1	23.288	16.227	16.165	55.680	No.134 (Empty)					No.166 (Empty)				
2	20.936	15.926	16.082	52.944	No.135 (Empty)					No.167 (Empty)				
3	21.008	15.949	16.071	53.028	No.136 (Empty)					No.168 (Empty)				
4	20.878	15.882	15.973	52.733	No.137 (Empty)					No.169 (Empty)				



KZ2

Qualifying Heat 1S (QH1S)

Lap Time Analysis

For information purposes. No official / regulatory value

Laps	Sector 1	Sector 2	Sector 3	Lap Time
No.152 Gyr Kevin				
1	24.641	20.396	17.605	1:02.642
2	22.279	16.479	16.323	55.081
3	21.420	16.104	16.097	53.621
4	20.984	16.053	16.023	53.060
5	20.893	15.967	16.030	52.890
6	20.762	15.780	16.105	52.647
7	21.003	15.855	15.978	52.836
8	21.020	15.751	15.945	52.716
9	20.733	15.751	15.920	52.404
10	20.679	15.693	15.860	52.232
11	20.725	15.789	15.939	52.453
12	20.767	15.792	15.893	52.452

Laps	Sector 1	Sector 2	Sector 3	Lap Time
No.153 Charles Kenny				
1	23.813	16.486	16.330	56.629
2	21.060	15.952	16.034	53.046
3	20.971	15.870	16.018	52.859
4	20.931	15.812	15.982	52.725
5	21.001	15.882	15.865	52.748
6	20.979	16.125	15.823	52.927
7	20.658	15.689	15.911	52.258
8	20.852	15.931	15.895	52.678
9	20.686	15.714	15.751	52.151
10	20.609	15.677	15.729	52.015
11	20.575	15.655	15.817	52.047
12	20.618	15.705	15.783	52.106

Laps	Sector 1	Sector 2	Sector 3	Lap Time
No.154 Schmitz Alexander				
1	24.134	16.594	16.602	57.330
2	21.184	15.987	15.945	53.116
3	20.803	15.901	15.790	52.494
4	20.843	15.846	15.882	52.571
5	20.746	15.843	15.750	52.339
6	20.830	15.727	15.734	52.291
7	20.592	15.701	15.915	52.208
8	21.096	15.728	15.748	52.572
9	20.644	15.759	15.816	52.219
10	20.578	15.662	15.729	51.969
11	20.568	15.656	15.669	51.893
12	20.551	15.614	15.743	51.908

Laps	Sector 1	Sector 2	Sector 3	Lap Time
No.155 Specken Guust				
1	24.069	16.888	16.607	57.564
2	21.255	16.038	16.132	53.425
3	20.978	16.030	16.002	53.010
4	20.939	15.910	15.953	52.802
5	20.778	15.796	15.877	52.451
6	20.773	15.734	16.020	52.527

Laps	Sector 1	Sector 2	Sector 3	Lap Time
7	20.708	15.694	15.876	52.278
8	20.645	15.616	15.826	52.087
9	20.606	15.684	15.875	52.165
10	20.703	15.603	15.760	52.066
11	20.655	15.645	15.783	52.083
12	20.550	15.756	15.799	52.105

Laps	Sector 1	Sector 2	Sector 3	Lap Time
No.156 Santoni Francois				
1	25.082	18.487	16.681	1:00.250
2	21.981	16.285	16.319	54.585
3	21.372	16.128	16.130	53.630
4	21.162	16.087	16.155	53.404
5	20.988	15.844	16.242	53.074
6	21.065	15.906	16.117	53.088
7	21.033	15.814	16.100	52.947
8	20.945	15.767	16.267	52.979
9	20.933	15.788	15.947	52.668
10	20.933	15.755	15.979	52.667
11	20.837	15.803	15.947	52.587
12	20.954	15.783	16.066	52.803

Laps	Sector 1	Sector 2	Sector 3	Lap Time
No.157 Cox Niels				
1	24.738	20.046	16.976	1:01.760
2	21.530	16.290	16.330	54.150
3	29.007	18.082	16.633	1:03.722

Laps	Sector 1	Sector 2	Sector 3	Lap Time
No.158 Dontje Milan				
1	24.188	16.849	16.567	57.604
2	21.295	16.120	16.083	53.498
3	21.061	15.955	16.023	53.039
4	20.973	16.172	16.005	53.150
5	20.905	15.845	16.011	52.761
6	20.802	15.802	15.962	52.566
7	20.805	15.778	15.947	52.530
8	20.758	15.721	15.919	52.398
9	20.777	15.750	15.900	52.427
10	20.738	16.199	15.933	52.870
11	20.740	15.759	15.887	52.386
12	20.688	15.829	15.901	52.418

Laps	Sector 1	Sector 2	Sector 3	Lap Time
No.159 Fasberg Andreas				
1	23.663	16.503	16.476	56.642
2	21.118	15.978	16.005	53.101
3	20.950	15.983	15.922	52.855
4	20.737	15.842	15.855	52.434
5	20.644	15.790	15.791	52.225
6	20.673	15.758	15.772	52.203
7	20.585	15.761	16.422	52.768
8	21.112	15.962	15.855	52.929
9	20.677	15.686	15.735	52.098

Laps	Sector 1	Sector 2	Sector 3	Lap Time
10	20.620	15.684	15.749	52.053
11	20.529	15.710	15.716	51.955
12	20.529	15.576	15.707	51.812

Laps	Sector 1	Sector 2	Sector 3	Lap Time
No.160 Maxa Radim				
1	23.390	16.369	16.481	56.240
2	20.907	15.920	16.041	52.868
3	20.887	15.866	15.990	52.743
4	20.815	15.816	15.896	52.527
5	20.731	15.748	15.853	52.332
6	20.696	15.686	15.833	52.215
7	20.622	15.674	15.909	52.205
8	20.633	15.702	15.801	52.136
9	20.579	15.659	15.810	52.048
10	20.594	15.671	15.756	52.021
11	20.591	15.523	15.735	51.849
12	20.586	15.628	15.782	51.996



KZ2

Qualifying Heat 1S (QH1S)

Document 3

Starting Grid

Subject to scrutineering & sporting investigations

145	Prosperi Enrico Crg / Tm / Bridge		11		
156	Santoni Francois Energy / Tm / Bridge		10	157	Cox Niels Zanardi / Tm / Bridge
152	Gyr Kevin Rk / Tm / Bridge		9	158	Dontje Milan Energy / Tm / Bridge
149	Piccini Alessio Tony Kart / Vortex / Bridge		8	115	Idzkowski Bartosz Crg / Maxter / Bridge
116	Kremers Marijn Birel / Tm / Bridge		7	150	De Gaye Brice Crg / Maxter / Bridge
155	Specken Guust Birel / Tm / Bridge		6	108	Cunati Simone Top Kart / Parilla / Bridge
159	Fasberg Andreas Tony Kart / Vortex / Bridge		5	114	Antonsen Emil Dr / Tm / Bridge
151	Romkema Ricardo Zanardi / Tm / Bridge		4	154	Schmitz Alexander Tony Kart / Vortex / Bridge
153	Charles Kenny Merlin / Tm / Bridge		3	160	Maxa Radim Praga / Parilla / Bridge
104	Midrła Jan Birel / Tm / Bridge		2	105	Zanchetta Marco Maranello / Tm / Bridge
112	Negro Riccardo Dr / Tm / Bridge		1	102	Johansson Joel Energy / Tm / Bridge

POLE POSITION





KZ2

Qualifying Practice (QP)

Document 2

Results

Subject to scrutineering & sporting investigations

Rnk	No.	Entrant	Nat	Driver	Nat	Equipment	Sector 1	Sector 2	Sector 3	Time	Gap	Laps
1	112	Dr Srl	ITA	Negro Riccardo	ITA	Dr / Tm / Bridge	20.502	15.576	15.758	51.836		8
2	102	Energy Corse Srl	ITA	Johansson Joel	SWE	Energy / Tm / Bridge	20.561	15.638	15.789	51.988	0.152	9
3	104	Birel Motorsport S.r.l.	ITA	Midrła Jan	CZE	Birel / Tm / Bridge	20.563	15.624	15.833	52.020	0.184	8
4	105	Maranello Kart	ITA	Zanchetta Marco	ITA	Maranello / Tm / Bridge	20.607	15.739	15.717	52.063	0.227	10
5	153	Kenny Charles	BEL	Charles Kenny	BEL	Merlin / Tm / Bridge	20.626	15.632	15.812	52.070	0.234	7
6	160	Praga Kart Racing	ITA	Maxa Radim	CZE	Praga / Parilla / Bridge	20.642	15.681	15.841	52.164	0.328	7
7	151	Romkema Ricardo	NLD	Romkema Ricardo	NLD	Zanardi / Tm / Bridge	20.572	15.752	15.846	52.170	0.334	6
8	154	Ksm Racing Team	DEU	Schmitz Alexander	DEU	Tony Kart / Vortex / Bridge	20.707	15.702	15.768	52.177	0.341	7
9	159	Ward Racing	SWE	Fasberg Andreas	DNK	Tony Kart / Vortex / Bridge	20.630	15.736	15.821	52.187	0.351	9
10	114	Dr Srl	ITA	Antonsen Emil	NOR	Dr / Tm / Bridge	20.662	15.721	15.828	52.211	0.375	9
11	155	Avg Racing	NLD	Specken Guust	NLD	Birel / Tm / Bridge	20.676	15.697	15.854	52.227	0.391	9
12	108	Comer Top Kart	ITA	Cunati Simone	ITA	Top Kart / Parilla / Bridge	20.699	15.757	15.798	52.254	0.418	9
13	116	Avg Racing	NLD	Kremers Marijn	NLD	Birel / Tm / Bridge	20.846	15.638	15.918	52.402	0.566	8
14	150	De Gaye Brice	FR	De Gaye Brice	FR	Crg / Maxter / Bridge	20.682	15.820	15.942	52.444	0.608	9
15	149	Tribe One Motorsport Srl	ITA	Piccini Alessio	ITA	Tony Kart / Vortex / Bridge	20.720	15.858	15.875	52.453	0.617	9
16	115	Dtk Racing Team Poland	POL	Idzkowski Bartosz	POL	Crg / Maxter / Bridge	20.739	15.864	15.850	52.453	0.617	9
17	152	Rk-Racing Team	AUT	Gyr Kevin	CHE	Rk / Tm / Bridge	20.785	15.925	15.928	52.638	0.802	4
18	158	Dobla	NLD	Dontje Milan	NLD	Energy / Tm / Bridge	20.791	15.832	16.034	52.657	0.821	8
19	156	Santoni Francois	FR	Santoni Francois	FR	Energy / Tm / Bridge	20.871	15.887	16.024	52.782	0.946	10
20	157	G-Star Raw Racing	BEL	Cox Niels	BEL	Zanardi / Tm / Bridge	20.927	15.870	16.065	52.862	1.026	10
21	145	Pescador Luis	ESP	Prosperi Enrico	ESP	Crg / Tm / Bridge	21.103	16.009	16.131	53.243	1.407	10

Start Time : 31/05 - 15:29:41

Best Lap : No.112 Negro Riccardo

51.836

93,75 Kph

Weather : Slightly cloudy Air : 15°C Track : Dry



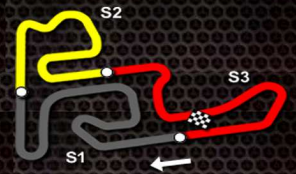
KZ2

Qualifying Practice (QP)

Best Sectors Analysis

For information purposes. No official / regulatory value

S1			S2			S3			Ideal Lap Times						
Rnk	No.	Time	Rnk	No.	Time	Rnk	No.	Time	Rnk	No.	Driver	Nat	Ideal Lap	Best Lap	Diff.
1	112	20.502	1	160	15.555	1	105	15.716	1	112	Negro Riccardo	ITA	51.808	51.836	0.028
2	105	20.532	2	112	15.576	2	112	15.730	2	105	Zanchetta Marco	ITA	51.942	52.063	0.121
3	102	20.561	3	102	15.614	3	154	15.768	3	102	Johansson Joel	SWE	51.964	51.988	0.024
4	104	20.563	4	153	15.615	4	151	15.778	4	104	Midrła Jan	CZE	51.997	52.020	0.023
5	151	20.572	5	104	15.624	5	159	15.789	5	153	Charles Kenny	BEL	52.032	52.070	0.038
6	108	20.620	6	116	15.638	5	102	15.789	6	160	Maxa Radim	CZE	52.038	52.164	0.126
7	153	20.621	7	155	15.678	7	153	15.796	7	151	Romkema Ricardo	NLD	52.102	52.170	0.068
8	159	20.630	8	154	15.691	8	108	15.798	8	159	Fasberg Andreas	DNK	52.135	52.187	0.052
9	160	20.642	9	105	15.694	9	104	15.810	9	154	Schmitz Alexander	DEU	52.166	52.177	0.011
10	114	20.662	10	159	15.716	10	114	15.828	10	108	Cunati Simone	ITA	52.175	52.254	0.079
11	155	20.676	11	114	15.719	11	155	15.829	11	155	Specken Guust	NLD	52.183	52.227	0.044
12	150	20.682	12	151	15.752	12	116	15.836	12	114	Antonsen Emil	NOR	52.209	52.211	0.002
13	154	20.707	13	108	15.757	13	160	15.841	13	116	Kremers Marijn	NLD	52.219	52.402	0.183
14	149	20.720	14	158	15.798	14	115	15.850	14	150	De Gaye Brice	FRA	52.360	52.444	0.084
15	115	20.739	15	150	15.820	15	150	15.858	15	149	Piccini Alessio	ITA	52.428	52.453	0.025
16	116	20.745	16	115	15.839	16	149	15.861	15	115	Idzkowski Bartosz	POL	52.428	52.453	0.025
17	152	20.785	17	149	15.847	17	152	15.928	17	158	Dontje Milan	NLD	52.601	52.657	0.056
18	158	20.791	18	157	15.870	18	156	15.993	18	152	Gyr Kevin	CHE	52.638	52.638	
19	157	20.835	19	156	15.887	19	158	16.012	19	156	Santoni Francois	FRA	52.751	52.782	0.031
20	156	20.871	20	152	15.925	20	157	16.062	20	157	Cox Niels	BEL	52.767	52.862	0.095
21	145	21.004	21	145	15.956	21	145	16.131	21	145	Prosperi Enrico	ESP	53.091	53.243	0.152



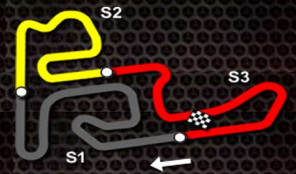
KZ2

Qualifying Practice (QP)

Lap Time Analysis

For information purposes. No official / regulatory value

Laps	Sector 1	Sector 2	Sector 3	Lap Time	Laps	Sector 1	Sector 2	Sector 3	Lap Time	Laps	Sector 1	Sector 2	Sector 3	Lap Time
No.102 Johansson Joel					6	24.127	16.843	15.778	56.748	3	21.123	15.849	15.861	52.833
1	28.139	17.560	16.809	1:02.508	7	20.546	15.685	15.785	52.016	4	20.754	15.847	15.933	52.534
2	22.310	15.980	15.922	54.212	8	20.687	15.721	15.754	52.162	5	20.720	15.858	15.875	52.453
3	20.731	15.614	15.836	52.181	No.114 Antonsen Emil					6	21.001	15.881	16.007	52.889
4	20.686	15.620	15.791	52.097	1	25.631	18.561	17.684	1:01.876	7	23.024	17.064	15.992	56.080
5	20.561	15.638	15.789	51.988	2	21.977	16.491	16.313	54.781	8	20.871	15.995	15.997	52.863
6	20.620	15.646	15.825	52.091	3	20.841	15.824	15.878	52.543	9	20.886	16.077	15.982	52.945
7	20.578	15.686	15.899	52.163	4	20.664	15.726	15.849	52.239	No.150 De Gaye Brice				
8	22.711	16.053	15.850	54.614	5	20.684	15.719	15.843	52.246	1	24.900	17.450	17.398	59.748
9	20.614	15.718	15.878	52.210	6	20.662	15.721	15.828	52.211	2	21.640	16.049	16.057	53.746
No.104 Midrja Jan					7	22.004	19.949	17.239	59.192	3	21.027	15.900	15.992	52.919
1	26.851	17.206	16.378	1:00.435	8	20.749	15.819	15.904	52.472	4	21.008	15.870	15.858	52.736
2	21.084	15.769	15.859	52.712	9	20.731	15.843	16.000	52.574	5	20.682	15.820	15.942	52.444
3	20.563	15.624	15.833	52.020	No.115 Idzkowski Bartosz					6	20.888	15.864	15.944	52.696
4	20.623	15.778	15.832	52.233	1	25.183	18.544	17.914	1:01.641	7	20.832	17.650	17.291	55.773
5	20.667	15.697	15.810	52.174	2	22.233	16.520	16.138	54.891	8	21.277	16.098	16.029	53.404
6	20.677	15.766	15.836	52.279	3	21.105	15.930	16.187	53.222	9	20.988	15.987	15.948	52.923
7	20.743	17.634	18.278	56.655	4	20.979	15.839	15.867	52.685	No.151 Romkema Ricardo				
8	20.784	15.872	15.894	52.550	5	20.739	15.864	15.850	52.453	1	28.762	16.858	16.375	1:01.995
No.105 Zanchetta Marco					6	20.813	15.922	15.870	52.605	2	20.923	15.806	15.778	52.507
1	26.711	21.212	17.234	1:05.157	7	20.851	16.140	15.968	52.959	3	20.572	15.752	15.846	52.170
2	21.331	17.725	15.887	54.943	8	20.869	16.001	15.983	52.853	4	20.638	15.761	15.796	52.195
3	20.825	15.705	15.863	52.393	9	20.964	15.933	16.007	52.904	5	20.643	15.827	15.875	52.345
4	20.693	15.706	15.716	52.115	No.116 Kremers Marijn					6	20.823	18.919	18.257	57.999
5	20.607	15.739	15.717	52.063	1	22.416	17.084	16.457	55.957	No.152 Gyr Kevin				
6	20.532	15.791	16.180	52.503	2	22.944	16.364	15.941	55.249	1	24.995	16.532	16.622	58.149
7	26.280	17.160	15.849	59.289	3	20.846	15.638	15.918	52.402	2	20.998	15.990	16.107	53.095
8	20.771	15.702	15.793	52.266	4	20.745	15.747	15.977	52.469	3	20.966	15.991	16.053	53.010
9	20.682	15.819	15.855	52.356	5	20.759	15.827	15.836	52.422	4	20.785	15.925	15.928	52.638
10	20.621	15.694	24.659	1:00.974	6	24.040	16.905	16.124	57.069	No.153 Charles Kenny				
No.108 Cunati Simone					7	20.801	15.901	15.991	52.693	1	23.111	16.160	16.186	55.457
1	26.733	18.864	17.257	1:02.854	8	21.153	16.191	15.959	53.303	2	20.857	15.747	15.906	52.510
2	21.547	15.831	15.903	53.281	No.145 Prosperi Enrico					3	20.621	15.637	15.846	52.104
3	20.771	15.814	15.884	52.469	1	28.757	17.588	18.006	1:04.351	4	20.666	15.615	15.796	52.077
4	20.699	15.757	15.798	52.254	2	22.022	16.268	16.357	54.647	5	20.626	15.632	15.812	52.070
5	20.699	15.786	15.857	52.342	3	21.141	16.135	16.266	53.542	6	20.722	15.626	15.882	52.230
6	24.654	17.490	15.824	57.968	4	21.192	15.956	16.316	53.464	7	20.687	15.740	15.897	52.324
7	20.620	15.850	15.833	52.303	5	25.261	16.282	16.345	57.888	No.154 Schmitz Alexander				
8	20.860	15.813	15.882	52.555	6	21.420	16.340	16.146	53.906	1	29.362	18.461	18.037	1:05.860
9	20.851	15.956	16.280	53.087	7	21.103	16.009	16.131	53.243	2	22.639	17.678	17.429	57.746
No.112 Negro Riccardo					8	21.004	16.019	16.221	53.244	3	21.047	15.917	15.912	52.876
1	26.874	18.352	16.529	1:01.755	9	21.081	16.041	16.209	53.331	4	20.707	15.702	15.768	52.177
2	20.782	15.704	15.751	52.237	10	21.103	16.029	16.247	53.379	5	22.323	16.490	16.014	54.827
3	20.535	15.584	15.730	51.849	No.149 Piccini Alessio					6	20.987	15.816	15.842	52.645
4	20.502	15.576	15.758	51.836	1	22.625	16.503	16.407	55.535	7	20.780	15.691	15.819	52.290
5	20.573	15.604	15.788	51.965	2	21.658	16.341	16.076	54.075					



KZ2

Qualifying Practice (QP)

Lap Time Analysis

For information purposes. No official / regulatory value

Laps	Sector 1	Sector 2	Sector 3	Lap Time	Laps	Sector 1	Sector 2	Sector 3	Lap Time
No.155 Specken Guust					5	20.630	15.736	15.821	52.187
1	29.661	20.125	17.067	1:06.853	6	20.712	15.737	15.789	52.238
2	21.762	16.047	15.995	53.804	7	22.443	17.525	15.869	55.837
3	20.759	15.769	15.829	52.357	8	20.774	15.844	15.816	52.434
4	20.722	15.678	15.864	52.264	9	20.706	15.771	15.862	52.339
5	20.723	15.693	15.881	52.297	No.160 Maxa Radim				
6	20.676	15.697	15.854	52.227	1	30.805	19.525	23.083	1:13.413
7	20.678	15.812	15.919	52.409	2	21.100	15.787	15.909	52.796
8	20.741	15.715	15.896	52.352	3	20.727	15.597	15.933	52.257
9	20.752	15.793	16.034	52.579	4	20.744	15.555	15.888	52.187
No.156 Santoni Francois					5	20.642	15.681	15.841	52.164
1	35.545	22.995	17.879	1:16.419	6	20.733	15.614	15.993	52.340
2	21.988	16.221	16.345	54.554	7	22.498	17.352	16.510	56.360
3	21.337	16.510	16.203	54.050	No.157 Cox Niels				
4	21.116	15.985	16.112	53.213	1	25.310	17.301	17.024	59.635
5	21.114	16.014	15.993	53.121	2	22.139	16.947	16.377	55.463
6	21.027	15.905	16.164	53.096	3	20.957	15.914	16.125	52.996
7	20.871	15.887	16.024	52.782	4	20.927	15.870	16.065	52.862
8	21.113	16.049	16.127	53.289	5	22.144	17.247	16.084	55.475
9	21.083	16.055	16.096	53.234	6	20.835	16.433	17.455	54.723
10	21.098	16.056	16.204	53.358	7	22.146	16.106	16.146	54.398
No.157 Cox Niels					8	21.056	15.890	16.062	53.008
1	25.310	17.301	17.024	59.635	9	21.120	16.224	16.394	53.738
2	22.139	16.947	16.377	55.463	10	20.935	15.911	16.065	52.911
3	20.957	15.914	16.125	52.996	No.158 Dontje Milan				
4	20.927	15.870	16.065	52.862	1	27.435	17.773	16.768	1:01.976
5	22.144	17.247	16.084	55.475	2	21.475	16.149	16.258	53.882
6	20.835	16.433	17.455	54.723	3	20.881	15.816	16.022	52.719
7	22.146	16.106	16.146	54.398	4	20.915	15.798	16.012	52.725
8	21.056	15.890	16.062	53.008	5	20.791	15.832	16.034	52.657
9	21.120	16.224	16.394	53.738	6	20.873	15.877	16.067	52.817
10	20.935	15.911	16.065	52.911	7	20.804	15.923	16.091	52.818
No.158 Dontje Milan					8	20.931	15.922	16.112	52.965
1	27.435	17.773	16.768	1:01.976	No.159 Fasberg Andreas				
2	21.475	16.149	16.258	53.882	1	26.681	21.178	17.282	1:05.141
3	20.881	15.816	16.022	52.719	2	21.231	16.035	15.907	53.173
4	20.915	15.798	16.012	52.725	3	20.729	15.756	15.809	52.294
5	20.791	15.832	16.034	52.657	4	20.766	15.716	15.868	52.350
6	20.873	15.877	16.067	52.817					
7	20.804	15.923	16.091	52.818					
8	20.931	15.922	16.112	52.965					
No.159 Fasberg Andreas									
1	26.681	21.178	17.282	1:05.141					
2	21.231	16.035	15.907	53.173					
3	20.729	15.756	15.809	52.294					
4	20.766	15.716	15.868	52.350					



KZ2

List of Participants (21 Drivers)

Document 1

No.	Entrant	Nat	Driver	Nat	Equipment
102	Energy Corse Srl		Johansson Joel		Energy / Tm / Bridge
104	Birel Motorsport S.r.l.		Midrla Jan		Birel / Tm / Bridge
105	Maranello Kart		Zanchetta Marco		Maranello / Tm / Bridge
108	Comer Top Kart		Cunati Simone		Top Kart / Parilla / Bridge
112	Dr Srl		Negro Riccardo		Dr / Tm / Bridge
114	Dr Srl		Antonsen Emil		Dr / Tm / Bridge
115	Dtk Racing Team Poland		Idzkowski Bartosz		Crg / Maxter / Bridge
116	Avg Racing		Kremers Marijn		Birel / Tm / Bridge
145	Pescador Luis		Prosperi Enrico		Crg / Tm / Bridge
149	Tribe One Motorsport Srl		Piccini Alessio		Tony Kart / Vortex / Bridge
150	De Gaye Brice		De Gaye Brice		Crg / Maxter / Bridge
151	Romkema Ricardo		Romkema Ricardo		Zanardi / Tm / Bridge
152	Rk-Racing Team		Gyr Kevin		Rk / Tm / Bridge
153	Kenny Charles		Charles Kenny		Merlin / Tm / Bridge
154	Ksm Racing Team		Schmitz Alexander		Tony Kart / Vortex / Bridge
155	Avg Racing		Specken Guust		Birel / Tm / Bridge
156	Santoni Francois		Santoni Francois		Energy / Tm / Bridge
157	G-Star Raw Racing		Cox Niels		Zanardi / Tm / Bridge
158	Dobla		Dontje Milan		Energy / Tm / Bridge
159	Ward Racing		Fasberg Andreas		Tony Kart / Vortex / Bridge
160	Praga Kart Racing		Maxa Radim		Praga / Parilla / Bridge