



Wackersdorf 15 - 19.05.2013



KZ



CIK-FIA European Championship (Rd1)

KZ

Qualifying Heat #1 (QH1)

Document 13.1

Results

Subject to scrutineering & sporting investigations

Rnk	No.	Driver	Nat	Entrant	Nat	Equipment	Laps	Gap	Interv.	Penalty	Best Lap	Points
1	24	Verstappen, Max		CRG SpA		CRG / TM / B'stone	12				48.233	0
2	22	Pex, Jorrit		CRG Holland		CRG / TM / B'stone	12	0.848	0.848		48.250	2
3	23	Ardigo, Marco		Tony Kart Racing Team		Tony Kart / Vortex / B'stone	12	1.729	0.881		48.167	3
4	11	Fore, Davide		DTK Racing Team Poland		CRG / TM / B'stone	12	2.535	0.806		48.273	4
5	7	Thonon, Jonathan		CRG SpA		CRG / Maxter / B'stone	12	2.890	0.355		48.197	5
6	1	Lammers, Bas		Intrepid Driver Program		Intrepid / TM / B'stone	12	3.414	0.524		48.133	6
7	34	Leclerc, Charles		ART Grand Prix Srl		ART GP / TM / B'stone	12	4.198	0.784		48.197	7
8	3	Hanley, Ben		ART Grand Prix Srl		ART GP / TM / B'stone	12	6.772	2.574		48.332	8
9	9	Federer, Fabian		CRG SpA		CRG / Modena Engines / B'stone	12	7.505	0.733		48.363	9
10	31	Lennox Lamb, Jordon		CRG SpA		CRG / Parilla / B'stone	12	8.297	0.792		48.494	10
11	32	Camponeschi, Flavio		Tony Kart Racing Team		Tony Kart / Vortex / B'stone	12	8.400	0.103		48.281	11
12	6	Hajek, Patrik		Praga Kart Racing		Praga / Parilla / B'stone	12	8.872	0.472		48.337	12
13	30	Torsellini, Mirko		Tony Kart Racing Team		Tony Kart / Vortex / B'stone	12	9.674	0.802		48.416	13
14	27	Dreezen, Rick		Tony Kart Racing Team		Tony Kart / Vortex / B'stone	12	11.054	1.380		48.313	14
15	38	Cesetti, Sauro		Comer		Top Kart / TM / B'stone	12	11.850	0.796		48.555	15
16	40	Di Martino, Michele		Energy Germany		Energy / TM / B'stone	12	11.911	0.061		48.561	16
17	26	Abbase, Anthony		Sodikart		Sodi / TM / B'stone	12	11.936	0.025	+10.000	48.129	17
18	21	Kokko, Henri		Ward Racing		Tony Kart / Vortex / B'stone	12	12.425	0.489		48.250	18
19	39	Kievitsbosch, Arjan		Kievitsbosch, Arjan		RK / Modena Engines / B'stone	12	13.616	1.191		48.408	19
20	25	Gazzurelli, Gianni		Gazzurelli, Gianni		FA Kart / Vortex / B'stone	12	13.779	0.163		48.486	20
21	29	De Brabander, Yannick		Maranello Kart		Maranello / TM / B'stone	12	14.586	0.807		48.325	21
22	35	Fasberg, Andreas		Ward Racing		Tony Kart / Vortex / B'stone	12	15.184	0.598	+10.000	48.295	22
23	20	Geurts, Verdi		Solgat Motorsport		Birel / TM / B'stone	12	15.732	0.548		48.646	23
24	28	Iglesias, Jérémy		Lenzokart		Lenzokart / LKE / B'stone	12	15.955	0.223		48.634	24
25	15	Hanssen, Joey		Hanssen, Joey		Tony Kart / Vortex / B'stone	12	17.743	1.788		48.722	25
26	18	Van Der Raad, Sinan		CRG Holland		CRG / TM / B'stone	12	18.006	0.263		48.486	26
27	36	Panfilov, Leonid		Team Panfilov		BRM / TM / B'stone	12	20.494	2.488		49.175	27
28	12	Piccioni, Antonio		Gold Kart Racing Team		Righetti / Parilla / B'stone	9	3 Laps	3 Laps		48.673	28
29	33	Davies, Dylan		AVG Racing		First / TM / B'stone	5	7 Laps	4 Laps		49.106	29
30	14	Camplese, Lorenzo		Camplese, Lorenzo		Intrepid / Parilla / B'stone	5	7 Laps	23.133		49.065	30
31	2	De Conto, Paolo		Birel Motorsport		Birel / TM / B'stone	2	10 Laps	3 Laps		53.160	31
32	37	Toninelli, Roberto		Birel Motorsport		Birel / TM / B'stone	1	11 Laps	1 Lap		1:01.399	32

No.26 Abbase, Anthony : 10 seconds penalty for Jumpstart

No.35 Fasberg, Andreas : 10 seconds penalty for Jumpstart

Leaders : No.22 Pex, Jorrit (1-3) / No.24 Verstappen, Max (4-12)

Start Time : 18/05 - 11:21:44

Best Lap : No.26 Abbase, Anthony 48.129 91.40 Kph

Weather : Slightly cloudy Air : 14°C Track : Dry

Event Record : No.22 Pex, Jorrit 47.873 91.89 Kph



DOCUMENT N° 98

**DÉCISION DES COMMISSAIRES SPORTIFS
STEWARDS' DECISION**

PÉNALITÉ INFLIGÉE AU CONCURRENT (NOM) : **Sodikart**
PENALTY INFLICTED UPON THE ENTRANT (NAME):

NATIONALITÉ / NATIONALITY: **FRA**

N°: **26**
No.:

PILOTE : **Abbasse, Anthony**
DRIVER :

Concerne la partie de l'Épreuve : **KZ - Qualifying Heat #1**
Concerns the part of the event:

ÉNONCÉ / STATEMENT:

10 sec time penalty in the above session concerned

MOTIF / REASON:

The kart of the Driver concerned moved before the start signal was given (switching off the red lights), reported by the Judge of Facts. Having considered the Report of the Judge of Facts, considering the video evidence and after hearing the Entrant concerned, the Stewards assess this fact as a violation against art 2.20 CIK-FIA General Prescriptions. The Stewards take their decision in application of art. 2.24 CIK-FIA General Prescriptions and art. 152 & 153 FIA International Sporting Code.

Décision annoncée
Decision announced

Date / Date: **18/05/2013**

Heure / Time: **11:57**

Nom / Name

Signature

Président du Collège / Chairman of the Panel:

Philippe DECAUD (FRA) :

Membres du Collège / Members of the Panel:

Victor SOUSA (PRT) :

Thomas FERRERO (DEU) :

NOTIFICATION AU CONCURRENT CONCERNÉ / NOTIFICATION TO THE RELEVANT ENTRANT

Je soussigné :
I undersigned: Nom personnel / personal name

Représentant du Concurrent : **Sodikart**
Representing the Entrant: Nom du Concurrent / Entrant's name

Certifie avoir reçu notification du document N° **98** des Commissaires Sportifs de l'Épreuve.
Certify that I have been notified of document No. by the Stewards of the Meeting.

Date : Heure / Time: Signature :



DOCUMENT N° 97

DÉCISION DES COMMISSAIRES SPORTIFS
STEWARDS' DECISION

PÉNALITÉ INFLIGÉE AU CONCURRENT (NOM) : **Ward Racing**
PENALTY INFLICTED UPON THE ENTRANT (NAME):

NATIONALITÉ / NATIONALITY: **SWE**

N°: **35**
No.:

PILOTE : **Fasberg, Andreas**
DRIVER :

Concerne la partie de l'Épreuve : **KZ - Qualifying Heat #1**
Concerns the part of the event:

ÉNONCÉ / STATEMENT:

10 sec time penalty in the above session concerned

MOTIF / REASON:

The kart of the Driver concerned moved before the start signal was given (switching off the red lights), reported by the Judge of Facts. Having considered the Report of the Judge of Facts, considering the video evidence and after hearing the Entrant concerned, the Stewards assess this fact as a violation against art 2.20 CIK-FIA General Prescriptions. The Stewards take their decision in application of art. 2.24 CIK-FIA General Prescriptions and art. 152 & 153 FIA International Sporting Code.

Décision annoncée
Decision announced

Date / Date: **18/05/2013**

Heure / Time: **11:56**

Nom / Name

Signature

Président du Collège / Chairman of the Panel:

Philippe DECAUD (FRA) :

Membres du Collège / Members of the Panel:

Victor SOUSA (PRT) :

Thomas FERRERO (DEU) :

NOTIFICATION AU CONCURRENT CONCERNÉ / NOTIFICATION TO THE RELEVANT ENTRANT

Je soussigné :
I undersigned: Nom personnel / personal name

Représentant du Concurrent : **Ward Racing**
Representing the Entrant: Nom du Concurrent / Entrant's name

Certifie avoir reçu notification du document N° **97** des Commissaires Sportifs de l'Épreuve.
Certify that I have been notified of document No. by the Stewards of the Meeting.

Date : Heure / Time: Signature :



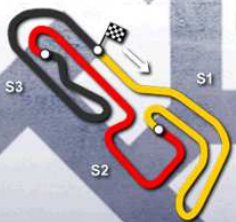
KZ

Qualifying Heat #1 (QH1)

Lap Chart

For information purposes. No official / regulatory value

	1	2	3	4	5	6	7	8	9	10	11	12	13	14	15	16	17	18	19	20	21	22	23	24	25	26	27	28	29	30	31	32
Grid	22	24	11	23	34	2	26	37	3	7	6	35	9	32	14	1	21	30	31	27	28	39	25	33	38	12	40	20	15	36	18	29
Start	24	22	23	11	2	34	37	26	35	3	7	6	9	32	1	30	14	21	27	31	28	39	25	33	38	40	20	12	36	18	15	29
Lap 1 Interval	22	24	23	2	34	11	35	26	7	9	3	1	6	30	31	32	14	38	25	39	27	40	21	28	12	33	36	20	15	29	18	37 1.8
Lap 2	22	24	23	11	26	35	34	7	1	9	3	6	31	32	30	14	38	25	27	39	40	28	21	33	12	20	29	15	36	18	37 12.3	
Lap 3	22	24	23	11	26	35	7	34	1	9	3	6	31	32	30	14	38	25	27	39	40	28	21	33	12	29	20	15	36	18		
Lap 4	24	22	23	11	26	35	7	1	34	3	9	31	6	30	32	38	25	27	40	39	14	33	21	12	29	28	20	15	36	18		
Lap 5	24	22	23	11	26	7	35	1	34	3	9	31	6	30	32	38	25	27	40	39	38 0.1	21	12	20	28	29	36	15	18	37 18.5		
Lap 6	24	22	23	11	26	7	1	35	34	9	3	31	6	30	32	38	25	27	40	39	21	12	20	28	29	36	15	18				
Lap 7	24	22	23	26	11	7	1	34	35	9	3	31	6	30	32	38	25	27	40	39	21	12	20	28	29	36	15	18				
Lap 8	24	22	23	26	11	7	1	34	35	9	3	31	6	32	30	38	25	27	40	39	21	12	20	28	29	36	15	18				
Lap 9	24	22	23	26	11	7	1	34	35	3	9	31	32	30	6	38	25	27	40	39	21	20	29	28	38 0.6	15	18	36				
Lap 10	24	22	23	26	11	7	1	34	35	3	9	31	32	6	30	38	25	27	40	39	21	20	29	28	15	18	36					
Lap 11	24	22	23	26	11	7	1	34	35	3	9	31	32	6	30	27	38	40	25	21	39	29	20	28	15	18	36					
Lap 12	24	22	23	26	11	7	1	34	35	3	9	31	32	6	30	27	38	40	21	39	25	29	20	28	15	18	36					



KZ

Qualifying Heat #1 (QH1)

Lap Time Analysis

For information purposes. No official / regulatory value

Laps	Sector 1	Sector 2	Sector 3	Lap Time
No.1 Lammers, Bas				
1	20.536	17.854	16.384	54.774
2	17.283	16.861	15.725	49.869
3	17.089	16.225	15.394	48.708
4	17.028	16.091	15.392	48.511
5	17.018	16.033	15.381	48.432
6	16.918	16.048	15.318	48.284
7	17.068	16.115	15.305	48.488
8	16.930	16.055	15.351	48.336
9	16.874	16.095	15.350	48.319
10	16.909	16.027	15.360	48.296
11	16.823	15.993	15.312	48.133
12	16.935	16.076	15.410	48.421

Laps	Sector 1	Sector 2	Sector 3	Lap Time
No.2 De Conto, Paolo				
1	20.156	17.088	15.916	53.160
2	18.535	25.266	26.907	1:10.708

Laps	Sector 1	Sector 2	Sector 3	Lap Time
No.3 Hanley, Ben				
1	20.609	17.767	16.073	54.449
2	17.899	17.326	16.046	51.271
3	17.107	16.196	15.494	48.797
4	17.110	16.187	15.409	48.706
5	16.972	16.024	15.482	48.478
6	17.081	16.050	15.705	48.836
7	17.155	16.021	15.376	48.552
8	16.925	16.068	15.339	48.332
9	17.077	16.668	15.471	49.216
10	17.012	16.098	15.407	48.517
11	17.013	16.196	15.455	48.664
12	16.934	16.144	15.436	48.514

Laps	Sector 1	Sector 2	Sector 3	Lap Time
No.6 Hajek, Patrik				
1	20.822	18.067	16.678	55.567
2	17.499	16.689	16.003	50.191
3	17.252	16.281	15.521	49.054
4	17.176	17.453	15.687	50.316
5	17.107	16.143	15.435	48.685
6	17.023	16.123	15.487	48.633
7	16.989	16.124	15.444	48.557
8	17.097	16.039	15.429	48.565
9	17.387	16.444	15.730	49.561
10	17.035	16.083	15.408	48.526
11	16.884	16.074	15.379	48.337
12	16.875	16.064	15.409	48.348

Laps	Sector 1	Sector 2	Sector 3	Lap Time
No.7 Thonon, Jonathan				
1	20.434	17.702	16.028	54.164
2	17.435	17.092	15.650	50.177
3	17.228	16.257	15.510	48.995

Laps	Sector 1	Sector 2	Sector 3	Lap Time
4	17.057	16.056	15.380	48.493
5	16.972	16.027	15.482	48.481
6	16.983	16.098	15.378	48.459
7	17.058	16.055	15.359	48.472
8	16.923	16.014	15.311	48.248
9	16.885	16.002	15.340	48.227
10	16.897	15.996	15.304	48.197
11	16.867	16.010	15.322	48.199
12	16.882	16.065	15.312	48.259

Laps	Sector 1	Sector 2	Sector 3	Lap Time
No.9 Federer, Fabian				
1	20.064	17.563	16.391	54.018
2	17.546	17.127	16.184	50.857
3	17.323	16.271	15.542	49.136
4	17.456	16.299	15.526	49.281
5	17.068	16.027	15.402	48.497
6	16.887	15.997	15.501	48.385
7	16.935	16.006	15.422	48.363
8	16.991	16.029	15.398	48.418
9	17.247	17.061	15.581	49.889
10	17.097	16.083	15.495	48.675
11	17.042	16.128	15.452	48.622
12	17.076	16.088	15.468	48.632

Laps	Sector 1	Sector 2	Sector 3	Lap Time
No.11 Fore, Davide				
1	20.542	17.205	15.868	53.615
2	17.659	16.667	15.653	49.979
3	17.119	16.231	15.585	48.935
4	16.963	16.143	15.446	48.552
5	16.951	16.070	15.404	48.425
6	16.971	16.103	15.495	48.569
7	17.322	16.112	15.306	48.740
8	16.916	16.076	15.364	48.356
9	16.918	16.031	15.324	48.273
10	16.962	16.090	15.389	48.441
11	16.883	16.084	15.384	48.351
12	16.929	16.169	15.510	48.608

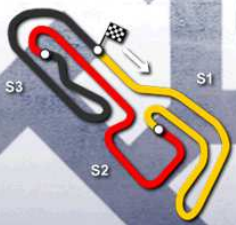
Laps	Sector 1	Sector 2	Sector 3	Lap Time
No.12 Piccioni, Antonio				
1	20.495	19.008	16.961	56.464
2	18.603	17.168	15.752	51.523
3	17.247	16.367	15.437	49.051
4	17.096	16.490	16.041	49.627
5	18.130	16.563	15.632	50.325
6	17.489	16.233	15.485	49.207
7	17.061	16.160	15.452	48.673
8	17.077	16.131	15.528	48.736
9	17.145	16.267	16.850	50.262

Laps	Sector 1	Sector 2	Sector 3	Lap Time
No.14 Complese, Lorenzo				
1	20.968	18.429	16.277	55.674
2	18.109	16.773	15.735	50.617
3	17.175	16.398	15.492	49.065
4	17.145	17.984	16.995	52.124
5	20.189	21.526	30.640	1:12.355

Laps	Sector 1	Sector 2	Sector 3	Lap Time
No.15 Hanssen, Joey				
1	20.682	19.404	16.642	56.728
2	18.640	17.399	15.958	51.997
3	17.528	16.494	15.580	49.602
4	17.287	16.309	15.534	49.130
5	19.130	17.339	15.725	52.194
6	17.263	16.202	15.516	48.981
7	17.030	16.248	15.449	48.727
8	17.109	16.288	15.507	48.904
9	17.093	16.189	15.495	48.777
10	17.074	16.102	15.546	48.722
11	17.041	16.202	15.565	48.808
12	17.004	16.212	15.539	48.755

Laps	Sector 1	Sector 2	Sector 3	Lap Time
No.18 Van Der Raad, Sinan				
1	21.115	19.482	16.654	57.251
2	18.578	17.184	15.958	51.720
3	17.697	16.587	15.699	49.983
4	17.494	16.400	15.651	49.545
5	17.935	17.678	15.752	51.365
6	17.259	16.228	15.552	49.039
7	16.983	16.218	15.495	48.696
8	17.058	16.299	15.504	48.861
9	17.259	16.382	15.810	49.451
10	17.039	16.133	15.485	48.657
11	16.886	16.138	15.462	48.486
12	16.943	16.144	15.450	48.537

Laps	Sector 1	Sector 2	Sector 3	Lap Time
No.20 Geurts, Verdi				
1	21.216	18.989	16.826	57.031
2	18.536	17.119	15.955	51.610
3	17.807	16.470	15.670	49.947
4	17.097	16.341	15.527	48.965
5	17.505	16.545	15.858	49.908
6	17.170	16.340	15.538	49.048
7	16.972	16.176	15.498	48.646
8	17.112	16.186	15.475	48.773
9	17.104	16.215	15.609	48.928
10	17.034	16.207	15.513	48.754
11	17.381	16.298	15.500	49.179
12	17.109	16.259	15.511	48.879



KZ

Qualifying Heat #1 (QH1)

Lap Time Analysis

For information purposes. No official / regulatory value

Laps	Sector 1	Sector 2	Sector 3	Lap Time
No.21 Kokko, Henri				
1	21.134	19.108	16.961	57.203
2	18.441	16.798	15.909	51.148
3	17.183	16.319	15.589	49.091
4	17.013	16.659	16.319	49.991
5	18.049	16.255	15.508	49.812
6	17.407	16.065	15.440	48.912
7	16.889	16.031	15.454	48.374
8	16.945	15.986	15.420	48.351
9	16.844	15.980	15.426	48.250
10	16.862	16.058	15.446	48.366
11	16.975	16.061	15.564	48.600
12	17.457	16.202	15.471	49.130

Laps	Sector 1	Sector 2	Sector 3	Lap Time
No.22 Pex, Jorrit				
1	19.837	16.682	15.815	52.334
2	17.287	16.477	15.694	49.458
3	17.216	16.305	15.625	49.146
4	17.531	16.157	15.513	49.201
5	16.997	16.121	15.438	48.556
6	16.976	16.112	15.421	48.509
7	16.984	16.062	15.382	48.428
8	16.936	16.028	15.356	48.320
9	16.913	16.016	15.437	48.366
10	16.950	16.065	15.408	48.423
11	16.875	16.046	15.329	48.250
12	16.894	16.154	15.490	48.538

Laps	Sector 1	Sector 2	Sector 3	Lap Time
No.23 Ardigo, Marco				
1	20.040	17.102	16.046	53.188
2	17.912	16.503	15.751	50.166
3	17.057	16.237	15.534	48.828
4	17.024	16.115	15.431	48.570
5	16.924	16.200	15.493	48.617
6	16.920	16.081	15.388	48.389
7	17.026	16.129	15.400	48.555
8	16.822	16.026	15.319	48.167
9	16.909	16.035	15.340	48.284
10	16.865	16.067	15.375	48.307
11	16.831	16.084	15.428	48.343
12	16.993	16.211	15.524	48.728

Laps	Sector 1	Sector 2	Sector 3	Lap Time
No.24 Verstappen, Max				
1	20.246	16.969	15.996	53.211
2	17.236	16.356	15.670	49.262
3	17.041	16.133	15.514	48.688
4	17.157	16.078	15.477	48.712
5	16.887	16.067	15.474	48.428
6	16.933	16.105	15.477	48.515

Laps	Sector 1	Sector 2	Sector 3	Lap Time
7	16.930	16.061	15.406	48.397
8	16.902	16.043	15.400	48.345
9	16.845	16.016	15.372	48.233
10	16.856	16.025	15.434	48.315
11	16.830	16.071	15.381	48.282
12	16.869	16.108	15.358	48.335

Laps	Sector 1	Sector 2	Sector 3	Lap Time
No.25 Gazzurelli, Gianni				
1	20.348	18.676	16.209	55.233
2	18.031	17.016	15.659	50.706
3	17.297	16.563	15.770	49.630
4	17.074	16.913	15.697	49.684
5	17.025	16.148	15.450	48.623
6	17.080	16.153	15.433	48.666
7	17.026	16.195	15.457	48.678
8	16.970	16.105	15.411	48.486
9	17.012	16.134	15.483	48.629
10	17.315	16.100	15.473	48.888
11	17.479	16.773	15.990	50.242
12	17.733	16.579	16.210	50.522

Laps	Sector 1	Sector 2	Sector 3	Lap Time
No.26 Abbasse, Anthony				
1	20.630	17.079	15.843	53.552
2	17.546	16.916	15.705	50.167
3	17.073	16.081	15.540	48.694
4	16.863	16.189	15.616	48.668
5	16.872	16.045	15.399	48.316
6	16.829	16.024	15.404	48.257
7	16.979	16.035	15.398	48.412
8	16.831	15.943	15.372	48.146
9	16.856	16.092	15.371	48.319
10	16.856	16.032	15.362	48.250
11	16.760	16.023	15.346	48.129
12	17.084	16.158	15.571	48.813

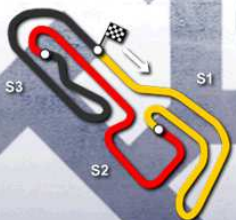
Laps	Sector 1	Sector 2	Sector 3	Lap Time
No.27 Dreezen, Rick				
1	21.180	18.808	16.436	56.424
2	17.669	16.972	15.696	50.337
3	17.164	16.491	15.804	49.459
4	17.565	16.373	16.320	50.258
5	17.528	16.343	15.453	49.324
6	16.859	16.087	15.367	48.313
7	16.858	16.067	15.466	48.391
8	16.914	16.108	15.382	48.404
9	17.000	16.077	15.397	48.474
10	17.024	16.076	15.405	48.505
11	17.162	16.587	15.504	49.253
12	16.957	16.150	15.519	48.626

Laps	Sector 1	Sector 2	Sector 3	Lap Time
No.28 Iglesias, Jérémy				
1	21.380	18.952	16.740	57.072
2	17.692	16.895	16.064	50.651
3	17.234	16.200	15.608	49.042
4	17.283	17.472	16.116	50.871
5	18.809	16.424	15.577	50.810
6	17.263	16.133	15.484	48.880
7	17.048	16.171	15.415	48.634
8	17.202	16.112	15.616	48.930
9	17.430	16.180	15.440	49.050
10	17.112	16.158	15.540	48.810
11	17.109	16.266	15.520	48.895
12	17.174	16.218	15.523	48.915

Laps	Sector 1	Sector 2	Sector 3	Lap Time
No.29 De Brabander, Yannick				
1	20.912	18.865	16.504	56.281
2	18.782	16.993	15.811	51.586
3	17.424	16.144	15.561	49.129
4	17.085	16.225	15.690	49.000
5	19.026	16.488	15.594	51.108
6	17.226	16.218	15.454	48.898
7	17.069	16.215	15.445	48.729
8	17.075	16.176	15.574	48.825
9	17.068	16.117	15.442	48.627
10	17.066	16.197	15.473	48.736
11	16.977	16.087	15.363	48.427
12	16.867	16.071	15.387	48.325

Laps	Sector 1	Sector 2	Sector 3	Lap Time
No.30 Torsellini, Mirko				
1	20.620	18.101	16.507	55.228
2	17.849	17.370	15.600	50.819
3	17.257	16.456	15.440	49.153
4	17.001	17.102	15.591	49.694
5	17.160	16.132	15.460	48.752
6	17.014	16.112	15.407	48.533
7	16.981	16.151	15.476	48.608
8	17.335	16.108	15.399	48.842
9	17.085	16.412	15.513	49.010
10	17.354	16.191	15.523	49.068
11	16.924	16.116	15.376	48.416
12	16.974	16.173	15.445	48.592

Laps	Sector 1	Sector 2	Sector 3	Lap Time
No.31 Lennox Lamb, Jordon				
1	20.357	18.195	16.445	54.997
2	17.605	16.764	15.739	50.108
3	17.290	16.275	15.560	49.125
4	16.990	17.131	15.686	49.807
5	16.991	16.177	15.506	48.674
6	16.988	16.124	15.552	48.664



KZ

Qualifying Heat #1 (QH1)

Lap Time Analysis

For information purposes. No official / regulatory value

Laps	Sector 1	Sector 2	Sector 3	Lap Time
7	16.910	16.116	15.468	48.494
8	16.969	16.138	15.484	48.591
9	16.874	16.248	15.503	48.625
10	16.947	16.134	15.542	48.623
11	16.897	16.149	15.507	48.553
12	16.914	16.180	15.562	48.656

No.32 Camponeschi, Flavio

1	20.925	18.464	16.355	55.744
2	17.818	16.802	15.687	50.307
3	17.300	16.327	15.494	49.121
4	16.908	17.618	15.604	50.130
5	17.027	16.230	15.436	48.693
6	16.969	16.169	15.498	48.636
7	16.931	16.097	15.438	48.466
8	16.982	16.014	15.381	48.377
9	17.112	16.323	15.492	48.927
10	16.952	16.111	15.491	48.554
11	16.880	16.026	15.375	48.281
12	16.860	16.070	15.430	48.360

No.33 Davies, Dylan

1	21.074	18.861	16.913	56.848
2	18.577	16.810	15.715	51.102
3	17.266	16.276	15.564	49.106
4	17.088	16.523	16.053	49.664
5	17.379	16.294	15.455	49.128

No.34 Leclerc, Charles

1	20.252	17.188	15.868	53.308
2	17.924	17.727	15.868	51.519
3	17.595	16.302	15.448	49.345
4	17.442	16.138	15.469	49.049
5	17.012	16.005	15.470	48.487
6	16.941	16.066	15.332	48.339
7	17.399	16.046	15.410	48.855
8	16.926	15.984	15.370	48.280
9	16.908	15.965	15.440	48.313
10	16.891	15.949	15.357	48.197
11	16.919	16.058	15.414	48.391
12	16.824	16.025	15.409	48.258

No.35 Fasberg, Andreas

1	20.048	17.309	15.911	53.268
2	17.764	17.004	15.730	50.498
3	17.258	16.247	15.597	49.102
4	17.169	16.097	15.465	48.731
5	16.994	16.120	15.792	48.906
6	17.338	16.067	15.503	48.908
7	17.651	16.201	15.455	49.307

Laps	Sector 1	Sector 2	Sector 3	Lap Time
8	16.963	16.068	15.369	48.400
9	16.860	16.026	15.409	48.295
10	16.906	16.030	15.387	48.323
11	16.905	16.175	15.374	48.454
12	16.951	16.157	15.501	48.609

No.36 Panfilov, Leonid

1	20.697	19.151	16.673	56.521
2	18.633	17.192	16.648	52.473
3	17.644	16.542	15.723	49.909
4	17.215	16.355	15.661	49.231
5	17.939	16.655	15.713	50.307
6	17.271	16.387	15.675	49.333
7	17.184	16.279	15.712	49.175
8	17.143	16.257	15.786	49.186
9	17.536	16.394	16.201	50.131
10	17.181	16.516	15.735	49.432
11	17.153	16.366	15.688	49.207
12	17.259	16.321	15.761	49.341

No.37 Toninelli, Roberto

1	21.067	17.830	22.502	1:01.399
---	--------	--------	--------	----------

No.38 Cesetti, Sauro

1	20.130	18.586	16.326	55.042
2	18.017	16.878	15.826	50.721
3	17.347	16.328	15.622	49.297
4	17.033	16.901	15.703	49.637
5	17.242	16.063	15.545	48.850
6	16.976	16.099	15.548	48.623
7	17.036	16.110	15.531	48.677
8	17.018	16.056	15.537	48.611
9	16.928	16.090	15.537	48.555
10	17.259	16.110	15.655	49.024
11	17.438	16.796	15.694	49.928
12	17.242	16.236	15.543	49.021

No.39 Kievitsbosch, Arjan

1	20.750	18.686	16.502	55.938
2	17.880	17.229	15.759	50.868
3	17.241	16.316	15.698	49.255
4	17.845	16.460	16.211	50.516
5	17.322	16.533	15.558	49.413
6	17.264	16.150	15.480	48.894
7	16.953	16.156	15.469	48.578
8	16.982	16.008	15.418	48.408
9	16.987	16.065	15.572	48.624
10	16.972	16.052	15.490	48.514
11	17.293	16.171	15.518	48.982
12	17.519	16.628	15.931	50.078

Laps	Sector 1	Sector 2	Sector 3	Lap Time
No.40 Di Martino, Michele				
1	20.437	18.702	16.794	55.933
2	17.539	17.485	15.961	50.985
3	17.110	16.193	15.601	48.904
4	17.404	16.532	16.215	50.151
5	17.372	16.461	15.522	49.355
6	16.983	16.111	15.508	48.602
7	16.954	16.128	15.491	48.573
8	17.029	16.109	15.473	48.611
9	16.928	16.130	15.503	48.561
10	16.935	16.143	15.508	48.586
11	16.896	16.258	15.695	48.849
12	17.182	16.221	15.416	48.819



18	Van Der Raad, Sinan CRG / TM / B'stone		16	29	De Brabander, Yannick Maranello / TM / B'stone	
15	Hanssen, Joey Tony Kart / Vortex / B'stone		15	36	Panfilov, Leonid BRM / TM / B'stone	
40	Di Martino, Michele Energy / TM / B'stone		14	20	Geurts, Verdi Birel / TM / B'stone	
38	Cesetti, Sauro Top Kart / TM / B'stone		13	12	Piccioni, Antonio Righetti / Parilla / B'stone	
25	Gazzurelli, Gianni FA Kart / Vortex / B'stone		12	33	Davies, Dylan First / TM / B'stone	
28	Iglesias, Jérémy Lenzokart / LKE / B'stone		11	39	Kievitsbosch, Arjan RK / Modena Engines / B'stone	
31	Lennox Lamb, Jordon CRG / Parilla / B'stone		10	27	Dreezen, Rick Tony Kart / Vortex / B'stone	
21	Kokko, Henri Tony Kart / Vortex / B'stone		9	30	Torsellini, Mirko Tony Kart / Vortex / B'stone	
14	Camplese, Lorenzo Intrepid / Parilla / B'stone		8	1	Lammers, Bas Intrepid / TM / B'stone	
9	Federer, Fabian CRG / Modena Engines / B'stone		7	32	Camponeschi, Flavio Tony Kart / Vortex / B'stone	
6	Hajek, Patrik Praga / Parilla / B'stone		6	35	Fasberg, Andreas Tony Kart / Vortex / B'stone	
3	Hanley, Ben ART GP / TM / B'stone		5	7	Thonon, Jonathan CRG / Maxter / B'stone	
26	Abbase, Anthony Sodi / TM / B'stone		4	37	Toninelli, Roberto Birel / TM / B'stone	
34	Leclerc, Charles ART GP / TM / B'stone		3	2	De Conto, Paolo Birel / TM / B'stone	
11	Fore, Davide CRG / TM / B'stone		2	23	Ardigo, Marco Tony Kart / Vortex / B'stone	
22	Pex, Jorrit CRG / TM / B'stone		1	24	Verstappen, Max CRG / TM / B'stone	

POLE POSITION

