

Genk 26 - 30.06.2013



CIK-FIA European Championship (Rd2)

**KZ2**

**Prefinal 1 (PF1)  
Results**

**Document 72 PENDING**

Subject to scrutineering & sporting investigations

Rnk	No.	Entrant	Nat	Driver	Nat	Equipment	Laps	Time	Gap	Interv.	Best Lap
1	180	KSM Racing Team	DEU	<b>Schmitz, Alexander</b>	DEU	Tony Kart / Vortex / B'stone	15	13:15.368			52.450
2	176	KK '1'	HRV	<b>Habulin, Kristijan</b>	HRV	CRG / Modena Engines / B'stone	15	13:17.303	<b>1.935</b>	1.935	52.381
3	201	DR Srl	ITA	<b>Antonsen, Emil</b>	NOR	DR / TM / B'stone	15	13:17.726	<b>2.358</b>	0.423	52.275
4	181	LH Racing Team	SWE	<b>Hiltbrand, Pedro</b>	ESP	LH / Maxter / B'stone	15	13:18.141	<b>2.773</b>	0.415	52.167
5	190	Marcon, Alessandro	ITA	<b>Marcon, Nicola</b>	ITA	Tony Kart / Vortex / B'stone	15	13:19.053	<b>3.685</b>	0.912	52.377
6	199	Charles, Kenny	BEL	<b>Charles, Kenny</b>	BEL	Merlin / TM / B'stone	15	13:20.587	<b>5.219</b>	1.534	52.623
7	149	CRG SpA	ITA	<b>Palou, Alex</b>	ESP	CRG / Maxter / B'stone	15	13:20.823	<b>5.455</b>	0.236	52.525
8	150	CRG Holland	NLD	<b>Pex, Yard</b>	NLD	CRG / TM / B'stone	15	13:21.736	<b>6.368</b>	0.913	52.404
9	200	Van Meever, Jan Cornelis	NLD	<b>Van Meever, Maks</b>	NLD	Lenzokart / TM / B'stone	15	13:23.879	<b>8.511</b>	2.143	52.844
10	166	Gold Kart Racing Team	ITA	<b>Aceto, Massimo</b>	ITA	Righetti / TM / B'stone	15	13:23.927	<b>8.559</b>	0.048	52.589
11	197	Solgat Motorsport	DEU	<b>Kappis, Patrick</b>	DEU	Birel / TM / B'stone	15	13:24.074	<b>8.706</b>	0.147	52.567
12	130	Maranello Kart	ITA	<b>Zanchetta, Marco</b>	ITA	Maranello / TM / B'stone	15	13:24.280	<b>8.912</b>	0.206	52.511
13	126	Fiault, Charles	ITA	<b>Fiault, Charles</b>	ITA	Sodi / Parilla / B'stone	15	13:25.226	<b>9.858</b>	0.946	52.644
14	139	Goudant, Cédric	ITA	<b>Roy, Maxime</b>	ITA	Tony Kart / Vortex / B'stone	15	13:25.797	<b>10.429</b>	0.571	52.596
15	195	RS-Motorsport	DEU	<b>Zimmermann, Tim</b>	DEU	ART GP / TM / B'stone	15	13:26.453	<b>11.085</b>	0.656	52.689
16	137	AVG Racing	NLD	<b>Kremers, Marijn</b>	NLD	Birel / TM / B'stone	15	13:28.559	<b>13.191</b>	2.106	53.098
17	209	Comer	ITA	<b>Cunati, Simone</b>	ITA	Top Kart / Parilla / B'stone	15	13:28.566	<b>13.198</b>	0.007	52.580
18	138	AVG Racing	NLD	<b>Specken, Guust</b>	NLD	Birel / TM / B'stone	15	13:28.687	<b>13.319</b>	0.121	52.537
19	127	CRG Holland	NLD	<b>Jeleniowski, Marcel</b>	DEU	CRG / TM / B'stone	15	13:30.108	<b>14.740</b>	1.421	52.746
20	109	Harmonika Müller RT	AUT	<b>Müller, Marcel</b>	AUT	CRG / Modena Engines / B'stone	15	13:30.374	<b>15.006</b>	0.266	52.486
21	215	77 RUS Racing Team	RUS	<b>Buznikov, Philipp</b>	RUS	CRG / TM / B'stone	15	13:30.786	<b>15.418</b>	0.412	52.695
22	204	Praga Kart Racing	CZE	<b>Maxa, Radim</b>	CZE	Praga / Parilla / B'stone	15	13:31.122	<b>15.754</b>	0.336	52.567
23	211	DR Germany	DEU	<b>Huber, Manuel</b>	DEU	DR / TM / B'stone	15	13:32.209	<b>16.841</b>	1.087	52.766
24	136	AVG Racing	NLD	<b>Bos, Jeroen</b>	NLD	Birel / TM / B'stone	15	13:32.559	<b>17.191</b>	0.350	52.723
25	177	KSH Racing	NLD	<b>Dielissen, Casper</b>	NLD	RK / Modena Engines / B'stone	15	13:35.511	<b>20.143</b>	2.952	53.238
26	159	DR Srl	ITA	<b>Gudmundsson, Filp</b>	SWE	DR / TM / B'stone	15	13:40.023	<b>24.655</b>	4.512	53.282
27	158	Dobla B.V.	NLD	<b>Dontje, Milan</b>	NLD	Energy / TM / B'stone	12	10:50.619	<b>3 Laps</b>	3 Laps	52.808
28	140	BRM Racing	ITA	<b>Bizalion, Charly</b>	ITA	BRM / Modena Engines / B'stone	12	10:51.215	<b>3 Laps</b>	0.596	52.727
29	156	Daems Racing	BEL	<b>Brucculeri, Adrien</b>	BEL	Tony Kart / Vortex / B'stone	10	9:02.813	<b>5 Laps</b>	2 Laps	52.675
30	128	Da Silva, Clement	ITA	<b>Da Silva, Clement</b>	ITA	Birel / TM / B'stone	8	7:19.821	<b>7 Laps</b>	2 Laps	52.783
31	129	Maranello Kart	ITA	<b>Lundberg, Douglas</b>	SWE	Maranello / TM / B'stone	7	6:23.395	<b>8 Laps</b>	1 Lap	53.289
32	194	RP Motorsport Team	AUT	<b>Diesel, Felix</b>	AUT	BRM / TM / B'stone	4	4:15.406	<b>11 Laps</b>	3 Laps	54.514
33	213	GP Racing	ITA	<b>Bray, Daniel</b>	AUS	GP / TM / B'stone	3	2:45.392	<b>12 Laps</b>	1 Lap	53.185
34	207	DR Srl	ITA	<b>Negro, Riccardo</b>	DEU	DR / TM / B'stone	1	58.831	<b>14 Laps</b>	2 Laps	56.441

No.149 Palou, Alex : Under Investigation

No.197 Kappis, Patrick : Under Investigation

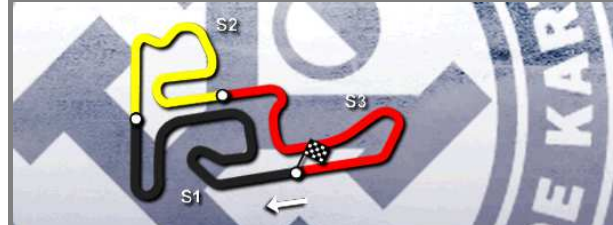
Leaders : No.201 Antonsen, Emil (1-1) / No.180 Schmitz, Alexander (2-15)

Start Time : 30/06 - 11:50:52

Best Lap : No.181 Hiltbrand, Pedro 52.167 93.85 Kph

Weather : Slightly cloudy Air : 18°C Track : Dry

Previous Event Record : No.108 Tiene, Felice 52.174 93.83 Kph



Genk 26 - 30.06.2013



CIK-FIA European Championship (Rd2)

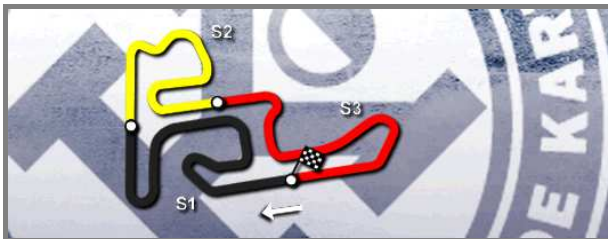
**KZ2**

**Prefinal 1 (PF1)**

**Lap Chart**

For information purposes. No official / regulatory value

	1	2	3	4	5	6	7	8	9	10	11	12	13	14	15	16	17	18	19	20	21	22	23	24	25	26	27	28	29	30	31	32	33	34
<b>Grid</b>	201	130	213	180	176	207	200	190	199	197	149	137	166	150	139	159	181	129	126	204	211	127	138	195	136	215	158	156	209	140	128	109	177	194
<b>Start</b>	130	201	180	213	207	176	190	200	197	199	149	137	150	166	139	159	181	129	126	204	211	127	195	138	215	136	156	140	109	158	128	209	177	194
<b>Lap 1</b>	201	180	130	213	176	<del>207</del>	190	200	197	199	149	137	166	150	139	181	126	129	195	204	215	127	158	140	156	194	138	128	109	136	177	211	209	159
<b>Interval</b>		0.2	0.2	0.1	0.5	0.1	0.1	0.5	0.2	0.1	0.3	0.1	0.1	0.1	0.3	0.2	0.3	0.1	0.5	0.1	0.0	0.1	0.2	0.3	0.2	0.3	0.1	0.1	0.4	0.0	0.5	0.0	0.1	1.6
<b>Lap 2</b>	180	201	130	213	176	190	200	199	149	197	137	166	150	139	181	129	195	126	204	215	127	140	156	158	128	194	138	109	136	211	209	177	159	
<b>Interval</b>		0.0	0.2	0.6	0.1	0.1	0.3	0.6	0.3	0.1	0.1	0.1	0.1	0.2	0.1	0.3	1.0	0.7	0.2	0.2	0.4	0.0	0.1	0.2	0.0	0.1	0.3	0.1	0.3	0.3	0.3	0.3	1.5	
<b>Lap 3</b>	180	130	<del>213</del>	201	176	190	200	199	149	197	137	166	150	181	139	129	195	126	204	215	127	156	140	158	128	138	109	136	209	177	211	159	194	
<b>Interval</b>		1.1	0.1	0.0	0.0	0.1	0.4	0.2	1.1	0.6	0.0	0.0	0.1	0.2	0.2	0.3	0.4	0.5	0.3	0.7	0.0	0.3	0.0	0.2	0.1	0.1	0.5	0.2	0.1	1.1	0.8	0.7	24.8	
<b>Lap 4</b>	180	201	176	190	200	199	149	137	197	166	181	150	139	195	129	130	126	204	127	215	156	158	140	128	109	138	209	136	177	211	159	<del>194</del>		
<b>Interval</b>		2.0	0.4	0.0	0.2	0.1	0.6	1.1	0.1	0.1	0.1	0.1	0.2	0.6	0.1	0.2	0.1	0.1	0.7	0.3	0.1	0.4	0.1	0.0	0.2	0.2	0.1	0.2	1.0	0.4	1.7	25.3		
<b>Lap 5</b>	180	176	201	190	200	199	149	137	197	181	166	150	139	195	130	129	126	204	127	156	215	158	140	138	209	128	136	109	177	211	159			
<b>Interval</b>		2.3	0.1	0.1	0.4	0.2	0.2	1.5	0.1	0.3	0.2	0.0	0.2	0.2	0.3	0.1	0.1	0.4	0.3	0.7	0.4	0.5	0.3	0.7	0.3	0.1	0.2	0.1	0.2	0.0	0.0	2.4		
<b>Lap 6</b>	180	176	201	190	200	199	149	181	137	197	150	166	139	195	130	129	126	204	127	156	215	158	140	138	209	128	136	109	211	177	159			
<b>Interval</b>		2.4	0.6	0.1	0.2	0.1	0.1	1.7	0.1	0.1	0.0	0.4	0.4	0.2	0.2	0.3	0.1	0.2	0.2	0.4	0.7	0.2	0.2	0.6	0.3	0.3	0.2	0.3	0.3	0.6	2.5			
<b>Lap 7</b>	180	176	201	190	199	149	200	181	137	150	166	197	139	130	195	126	<del>129</del>	204	127	156	215	158	140	209	138	128	109	211	136	177	159			
<b>Interval</b>		2.4	0.6	0.3	0.4	0.3	0.0	0.8	1.0	0.2	0.3	0.1	0.1	0.4	0.3	0.0	0.3	0.1	0.1	0.3	0.8	0.2	0.3	1.1	0.2	0.1	0.3	0.3	0.0	0.7	2.9			
<b>Lap 8</b>	180	176	201	190	199	149	181	200	150	166	197	137	139	130	126	195	127	156	215	158	140	204	209	138	<del>128</del>	109	136	211	177	159				
<b>Interval</b>		2.4	0.5	0.4	0.3	0.4	0.4	0.2	1.4	0.6	0.1	0.2	0.0	0.1	0.4	0.3	0.5	0.2	0.7	0.2	0.2	0.9	0.0	0.4	0.1	0.3	0.3	0.3	0.8	3.3				
<b>Lap 9</b>	180	176	201	190	199	149	181	200	150	166	197	130	139	126	137	195	127	156	215	158	140	209	138	204	109	136	211	177	159					
<b>Interval</b>		2.4	0.5	0.5	0.7	0.2	0.1	0.9	1.0	0.8	0.4	0.5	0.2	0.1	0.3	0.0	0.2	0.2	0.7	0.3	0.4	0.5	0.4	0.9	0.1	0.3	0.2	1.2	3.3					
<b>Lap 10</b>	180	176	201	190	181	199	149	200	150	166	197	130	139	126	195	137	<del>126</del>	127	158	215	209	138	140	204	109	136	211	177	159					
<b>Interval</b>		2.3	0.6	0.5	0.8	0.2	0.2	1.1	0.4	1.0	0.4	0.5	0.3	0.2	0.7	0.1	0.1	0.0	1.3	0.4	0.2	0.3	0.0	0.7	0.2	0.3	0.3	1.7	4.0					
<b>Lap 11</b>	180	176	201	190	181	199	149	200	150	166	197	130	139	126	195	137	127	158	209	138	140	215	109	204	136	211	177	159						
<b>Interval</b>		2.3	0.4	0.7	0.4	0.7	0.2	1.3	0.0	1.1	0.5	0.3	0.5	0.3	0.6	0.6	1.4	0.2	0.1	0.5	0.3	0.2	0.8	0.1	0.1	0.0	1.9	3.9						
<b>Lap 12</b>	180	176	201	190	181	199	149	150	200	166	197	130	139	126	195	137	127	209	<del>138</del>	138	<del>140</del>	215	109	204	211	136	177	159						
<b>Interval</b>		2.2	0.5	0.5	0.3	1.1	0.1	1.4	0.4	0.7	0.5	0.3	0.4	0.4	0.7	1.0	1.0	0.2	0.3	0.0	0.5	0.4	0.4	0.3	0.4	0.3	2.0	4.0						
<b>Lap 13</b>	180	176	201	190	181	199	149	150	200	166	197	130	139	126	195	137	209	138	127	215	109	204	211	136	177	159								
<b>Interval</b>		2.1	0.5	0.5	0.1	1.5	0.2	1.0	1.0	0.4	0.5	0.2	0.7	0.1	0.8	1.4	1.1	0.2	0.7	0.5	0.1	0.7	0.0	0.1	2.7	4.1								
<b>Lap 14</b>	180	176	201	181	190	199	149	150	200	166	197	130	126	139	195	137	209	138	127	109	215	204	211	136	177	159								
<b>Interval</b>		2.1	0.4	0.7	0.5	1.4	0.2	0.9	1.4	0.1	0.4	0.2	1.1	0.3	0.6	1.8	0.5	0.2	1.0	0.7	0.2	0.4	0.6	0.0	2.9	4.1								
<b>Lap 15</b>	180	176	201	181	190	199	149	150	200	166	197	130	126	139	195	137	209	138	127	109	215	204	211	136	177	159								
<b>Interval</b>		1.9	0.4	0.4	0.9	1.5	0.2	0.9	2.1	0.0	0.1	0.2	0.9	0.5	0.6	2.1	0.0	0.1	1.4	0.2	0.4	0.3	1.0	0.3	2.9	4.5								



**KZ2**

**Prefinal 1 (PF1)  
Lap Time Analysis**

For information purposes. No official / regulatory value

Laps	Sector 1	Sector 2	Sector 3	Lap Time
<b>No.109 Müller, Marcel</b>				
1	25.968	17.435	16.710	1:00.113
2	21.798	16.050	16.509	54.357
3	21.687	15.982	16.173	53.842
4	21.142	15.904	16.152	53.198
5	21.320	16.964	16.714	54.998
6	21.162	15.866	16.008	53.036
7	20.935	16.095	16.188	53.218
8	20.955	15.869	15.964	52.788
9	21.276	16.052	15.975	53.303
10	21.008	15.766	15.968	52.742
11	20.897	16.022	16.405	53.324
12	20.896	15.724	15.946	52.566
13	20.882	15.799	16.155	52.836
14	21.026	15.905	16.002	52.933
15	20.791	15.724	15.971	52.486

Laps	Sector 1	Sector 2	Sector 3	Lap Time
<b>No.126 Fiault, Charles</b>				
1	24.885	16.666	16.388	57.939
2	21.266	17.600	16.519	55.385
3	21.199	15.981	16.061	53.241
4	21.196	15.954	16.253	53.403
5	21.054	15.941	16.039	53.034
6	21.289	16.043	15.952	53.284
7	20.962	16.063	15.957	52.982
8	20.961	15.968	15.956	52.885
9	21.078	15.965	15.926	52.969
10	21.032	15.933	15.917	52.882
11	20.917	15.855	15.960	52.732
12	20.895	15.861	15.918	52.674
13	20.873	15.880	15.891	52.644
14	20.948	15.845	15.938	52.731
15	20.892	15.818	15.946	52.656

Laps	Sector 1	Sector 2	Sector 3	Lap Time
<b>No.127 Jeleniowski, Marcel</b>				
1	25.426	16.916	16.397	58.739
2	21.953	16.237	17.003	55.193
3	21.311	15.935	16.209	53.455
4	21.223	15.957	16.081	53.261
5	21.020	15.818	16.006	52.844
6	21.033	15.865	16.189	53.087
7	21.145	15.934	15.992	53.071
8	21.196	15.962	15.988	53.146
9	20.918	15.840	15.988	52.746
10	21.019	15.929	16.257	53.205
11	21.326	15.881	17.192	54.399
12	21.002	15.821	15.974	52.797
13	21.037	16.882	16.352	54.271
14	21.055	15.874	15.963	52.892

Laps	Sector 1	Sector 2	Sector 3	Lap Time
15	20.981	15.872	16.073	52.926
<b>No.128 Da Silva, Clement</b>				
1	25.644	17.503	16.399	59.546
2	21.365	16.065	16.846	54.276
3	21.463	16.093	16.141	53.697
4	21.529	15.993	16.148	53.670
5	21.298	16.854	16.674	54.826
6	20.973	15.955	15.947	52.875
7	20.888	16.373	16.158	53.419
8	20.891	16.017	15.875	52.783

Laps	Sector 1	Sector 2	Sector 3	Lap Time
<b>No.129 Lundberg, Douglas</b>				
1	25.152	16.783	16.377	58.312
2	21.207	16.199	16.036	53.442
3	21.534	16.391	16.031	53.956
4	21.411	16.126	16.504	54.041
5	20.979	16.273	16.037	53.289
6	21.294	16.046	15.987	53.327
7	20.982	16.332	16.112	53.426

Laps	Sector 1	Sector 2	Sector 3	Lap Time
<b>No.130 Zanchetta, Marco</b>				
1	23.468	16.254	16.591	56.313
2	21.268	16.284	16.102	53.654
3	21.413	16.012	16.259	53.684
4	26.125	15.953	16.279	58.357
5	20.878	15.965	15.971	52.814
6	21.305	15.916	15.971	53.192
7	20.975	15.936	16.069	52.980
8	20.976	15.949	15.921	52.846
9	21.218	15.929	15.878	53.025
10	20.845	15.920	15.919	52.684
11	20.848	15.765	15.898	52.511
12	20.870	15.817	15.920	52.607
13	20.825	15.853	15.914	52.592
14	20.846	15.813	15.917	52.576
15	20.892	15.923	16.002	52.817

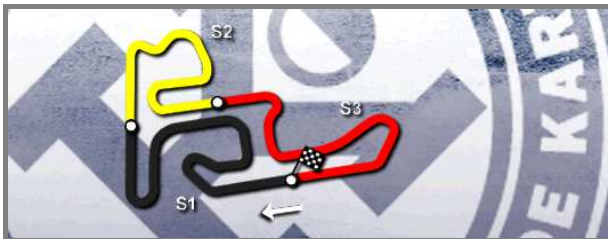
Laps	Sector 1	Sector 2	Sector 3	Lap Time
<b>No.136 Bos, Jeroen</b>				
1	26.474	17.366	16.565	1:00.405
2	22.128	16.081	16.221	54.430
3	21.656	16.207	16.044	53.907
4	21.122	16.392	16.017	53.531
5	21.758	16.063	16.447	54.268
6	20.973	15.958	15.968	52.899
7	20.911	16.307	16.670	53.888
8	21.028	15.833	15.948	52.809
9	21.008	16.180	16.056	53.244
10	20.881	15.857	15.985	52.723
11	20.933	15.915	16.518	53.366

Laps	Sector 1	Sector 2	Sector 3	Lap Time
12	21.435	15.914	15.972	53.321
13	20.841	15.908	15.985	52.734
14	21.182	16.080	16.009	53.271
15	21.460	15.855	16.023	53.338

Laps	Sector 1	Sector 2	Sector 3	Lap Time
<b>No.137 Kremers, Marijn</b>				
1	24.436	16.380	16.462	57.278
2	21.538	16.040	16.125	53.703
3	21.868	16.015	16.246	54.129
4	21.200	15.979	16.164	53.343
5	21.034	15.968	16.096	53.098
6	21.039	15.952	16.353	53.344
7	21.134	15.940	16.091	53.165
8	21.016	16.272	16.726	54.014
9	21.682	16.244	16.068	53.994
10	21.004	15.959	16.406	53.369
11	21.109	15.919	16.114	53.142
12	21.060	15.944	16.114	53.118
13	21.113	15.990	16.150	53.253
14	21.129	15.929	16.125	53.183
15	20.994	15.968	16.239	53.201

Laps	Sector 1	Sector 2	Sector 3	Lap Time
<b>No.138 Specken, Guust</b>				
1	26.026	17.382	16.616	1:00.024
2	22.567	16.049	16.203	54.819
3	21.558	15.886	15.983	53.427
4	21.667	16.124	16.140	53.931
5	21.880	16.017	16.076	53.973
6	20.939	15.776	15.920	52.635
7	21.115	16.738	16.045	53.898
8	20.841	16.026	15.992	52.859
9	20.995	15.732	15.904	52.631
10	20.852	15.900	16.091	52.843
11	20.970	16.001	15.999	52.970
12	20.819	15.810	15.908	52.537
13	20.998	15.911	15.961	52.870
14	20.839	15.781	15.946	52.566
15	20.825	15.788	15.945	52.558

Laps	Sector 1	Sector 2	Sector 3	Lap Time
<b>No.139 Roy, Maxime</b>				
1	24.908	16.495	16.253	57.656
2	21.539	16.143	16.046	53.728
3	21.905	16.321	15.957	54.183
4	21.562	16.065	15.876	53.503
5	21.380	15.986	15.937	53.303
6	21.477	15.968	15.926	53.371
7	21.031	16.007	15.942	52.980
8	21.197	15.992	15.992	53.181
9	21.260	16.192	15.957	53.409
10	21.007	15.850	15.923	52.780



**KZ2**

**Prefinal 1 (PF1)  
Lap Time Analysis**

For information purposes. No official / regulatory value

Laps	Sector 1	Sector 2	Sector 3	Lap Time
11	<b>20.869</b>	15.899	15.906	<b>52.674</b>
12	20.893	<b>15.826</b>	15.877	<b>52.596</b>
13	20.939	15.858	16.071	52.868
14	21.381	15.929	15.921	53.231
15	21.076	15.872	15.959	52.907

**No.140 Bizalion, Charly**

Laps	Sector 1	Sector 2	Sector 3	Lap Time
1	<b>25.186</b>	<b>17.181</b>	<b>16.520</b>	<b>58.887</b>
2	<b>21.591</b>	<b>16.297</b>	16.803	<b>54.691</b>
3	<b>21.491</b>	<b>15.962</b>	<b>16.326</b>	<b>53.779</b>
4	<b>21.297</b>	16.204	16.517	54.018
5	<b>21.150</b>	16.547	<b>16.020</b>	<b>53.717</b>
6	<b>20.840</b>	<b>15.860</b>	16.027	<b>52.727</b>
7	20.976	15.962	16.174	53.112
8	20.890	15.928	16.090	52.908
9	21.067	15.889	16.043	52.999
10	20.958	16.443	16.523	53.924
11	21.243	15.983	<b>15.977</b>	53.203
12	20.918	<b>15.801</b>	16.017	52.736

**No.149 Palou, Alex**

Laps	Sector 1	Sector 2	Sector 3	Lap Time
1	<b>24.115</b>	<b>16.641</b>	<b>16.410</b>	<b>57.166</b>
2	<b>21.299</b>	<b>16.205</b>	<b>16.119</b>	<b>53.623</b>
3	21.678	<b>15.964</b>	<b>16.027</b>	53.669
4	<b>21.034</b>	<b>15.934</b>	<b>15.967</b>	<b>52.935</b>
5	<b>20.957</b>	<b>15.828</b>	<b>15.907</b>	<b>52.692</b>
6	<b>20.954</b>	15.961	16.016	52.931
7	21.318	15.846	16.004	53.168
8	21.012	<b>15.817</b>	15.930	52.759
9	<b>20.810</b>	15.827	<b>15.888</b>	<b>52.525</b>
10	21.149	15.836	15.921	52.906
11	20.842	15.825	16.005	52.672
12	20.880	<b>15.774</b>	15.937	52.591
13	20.959	15.869	15.923	52.751
14	20.849	15.839	15.927	52.615
15	20.918	15.823	15.915	52.656

**No.150 Pex, Yard**

Laps	Sector 1	Sector 2	Sector 3	Lap Time
1	<b>24.735</b>	<b>16.461</b>	<b>16.247</b>	<b>57.443</b>
2	<b>21.547</b>	<b>16.165</b>	<b>16.080</b>	<b>53.792</b>
3	21.832	<b>16.108</b>	<b>15.996</b>	53.936
4	21.856	<b>15.930</b>	<b>15.933</b>	<b>53.719</b>
5	<b>21.238</b>	15.999	16.090	<b>53.327</b>
6	<b>20.994</b>	<b>15.896</b>	<b>15.877</b>	<b>52.767</b>
7	21.234	15.966	16.020	53.220
8	<b>20.815</b>	15.985	15.896	<b>52.696</b>
9	<b>20.807</b>	<b>15.791</b>	15.901	<b>52.499</b>
10	<b>20.778</b>	<b>15.770</b>	<b>15.856</b>	<b>52.404</b>
11	<b>20.730</b>	15.854	15.883	52.467
12	20.911	15.799	15.909	52.619

Laps	Sector 1	Sector 2	Sector 3	Lap Time
13	20.769	15.794	15.861	52.424
14	20.765	15.825	15.882	52.472
15	20.850	<b>15.757</b>	16.010	52.617

**No.156 Brucculeri, Adrian**

Laps	Sector 1	Sector 2	Sector 3	Lap Time
1	<b>25.657</b>	<b>17.055</b>	<b>16.455</b>	<b>59.167</b>
2	<b>21.580</b>	<b>16.251</b>	16.821	<b>54.652</b>
3	<b>21.435</b>	<b>16.078</b>	<b>16.038</b>	<b>53.551</b>
4	<b>21.088</b>	16.352	16.061	<b>53.501</b>
5	<b>21.011</b>	<b>16.004</b>	<b>16.015</b>	<b>53.030</b>
6	<b>20.868</b>	<b>15.946</b>	<b>15.981</b>	<b>52.795</b>
7	20.947	15.956	16.001	52.904
8	21.086	16.082	<b>15.936</b>	53.104
9	<b>20.849</b>	<b>15.877</b>	15.949	<b>52.675</b>
10	21.014	15.939	16.039	52.992

**No.158 Dontje, Milan**

Laps	Sector 1	Sector 2	Sector 3	Lap Time
1	<b>25.018</b>	<b>17.006</b>	<b>16.357</b>	<b>58.381</b>
2	<b>22.351</b>	<b>16.202</b>	16.921	<b>55.474</b>
3	<b>21.368</b>	<b>16.094</b>	<b>16.187</b>	<b>53.649</b>
4	21.470	<b>16.000</b>	<b>16.114</b>	<b>53.584</b>
5	<b>20.984</b>	16.569	<b>15.995</b>	<b>53.548</b>
6	<b>20.903</b>	<b>15.882</b>	16.068	<b>52.853</b>
7	21.035	15.946	<b>15.982</b>	52.963
8	21.011	15.991	16.001	53.003
9	20.984	<b>15.851</b>	<b>15.973</b>	<b>52.808</b>
10	21.182	16.031	16.075	53.288
11	21.051	15.949	16.243	53.243
12	21.330	15.852	16.001	53.183

**No.159 Gudmundsson, Filp**

Laps	Sector 1	Sector 2	Sector 3	Lap Time
1	<b>29.335</b>	<b>17.300</b>	<b>17.031</b>	<b>1:03.666</b>
2	<b>21.794</b>	<b>16.352</b>	<b>16.566</b>	<b>54.712</b>
3	<b>21.366</b>	<b>16.309</b>	<b>16.462</b>	<b>54.137</b>
4	21.486	<b>16.126</b>	<b>16.429</b>	<b>54.041</b>
5	<b>21.327</b>	16.153	<b>16.333</b>	<b>53.813</b>
6	21.500	<b>16.107</b>	<b>16.284</b>	53.891
7	<b>21.292</b>	16.128	16.289	<b>53.709</b>
8	21.301	<b>16.060</b>	16.309	<b>53.670</b>
9	<b>21.209</b>	16.159	<b>16.212</b>	<b>53.580</b>
10	21.523	16.180	16.224	53.927
11	<b>21.125</b>	<b>16.022</b>	<b>16.135</b>	<b>53.282</b>
12	21.206	16.112	<b>16.134</b>	53.452
13	<b>21.116</b>	16.204	16.229	53.549
14	21.216	16.025	<b>16.117</b>	53.358
15	21.215	16.297	16.246	53.758

**No.166 Aceto, Massimo**

Laps	Sector 1	Sector 2	Sector 3	Lap Time
1	<b>24.449</b>	<b>16.605</b>	<b>16.236</b>	<b>57.290</b>
2	<b>21.506</b>	<b>16.152</b>	<b>16.088</b>	<b>53.746</b>

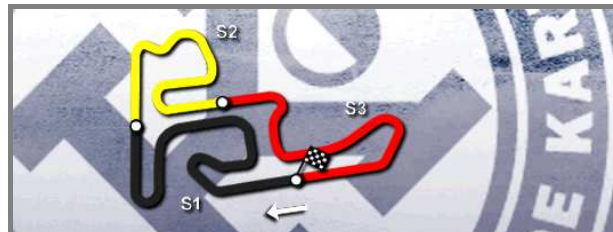
Laps	Sector 1	Sector 2	Sector 3	Lap Time
3	21.811	<b>16.085</b>	16.119	54.015
4	<b>21.437</b>	<b>16.002</b>	<b>16.079</b>	<b>53.518</b>
5	<b>21.192</b>	16.017	16.376	53.585
6	21.325	<b>15.943</b>	<b>15.983</b>	<b>53.251</b>
7	<b>21.021</b>	16.004	16.149	<b>53.174</b>
8	<b>20.887</b>	<b>15.914</b>	16.197	<b>52.998</b>
9	20.899	<b>15.845</b>	<b>15.871</b>	<b>52.615</b>
10	<b>20.881</b>	<b>15.801</b>	15.962	52.644
11	<b>20.838</b>	15.861	15.890	<b>52.589</b>
12	20.918	15.853	15.923	52.694
13	20.839	15.812	15.951	52.602
14	20.845	15.889	15.931	52.665
15	20.945	16.075	16.172	53.192

**No.176 Habulin, Kristijan**

Laps	Sector 1	Sector 2	Sector 3	Lap Time
1	<b>23.659</b>	<b>16.335</b>	<b>16.236</b>	<b>56.230</b>
2	<b>21.039</b>	16.565	<b>16.122</b>	<b>53.726</b>
3	<b>21.001</b>	<b>15.964</b>	16.129	<b>53.094</b>
4	21.704	16.217	<b>16.039</b>	53.960
5	<b>20.807</b>	<b>15.877</b>	<b>15.995</b>	<b>52.679</b>
6	20.927	15.895	<b>15.946</b>	52.768
7	20.910	<b>15.825</b>	<b>15.936</b>	<b>52.671</b>
8	20.849	15.855	<b>15.903</b>	<b>52.607</b>
9	<b>20.768</b>	<b>15.769</b>	<b>15.878</b>	<b>52.415</b>
10	<b>20.751</b>	15.784	<b>15.867</b>	<b>52.402</b>
11	20.801	15.833	15.907	52.541
12	20.757	15.796	<b>15.862</b>	52.415
13	20.770	15.813	15.885	52.468
14	20.752	15.792	<b>15.837</b>	<b>52.381</b>
15	20.767	15.838	15.899	52.504

**No.177 Dielissen, Casper**

Laps	Sector 1	Sector 2	Sector 3	Lap Time
1	<b>26.200</b>	<b>17.226</b>	<b>16.879</b>	<b>1:00.305</b>
2	<b>21.937</b>	<b>16.510</b>	<b>16.556</b>	<b>55.003</b>
3	<b>21.414</b>	<b>16.478</b>	<b>16.185</b>	<b>54.077</b>
4	<b>21.226</b>	<b>15.955</b>	<b>16.183</b>	<b>53.364</b>
5	<b>21.068</b>	15.956	16.529	53.553
6	21.729	16.012	<b>16.111</b>	53.852
7	21.143	<b>15.933</b>	16.209	<b>53.285</b>
8	21.127	16.020	16.157	53.304
9	21.184	16.073	16.280	53.537
10	21.088	15.972	16.178	<b>53.238</b>
11	21.219	15.996	16.153	53.368
12	21.196	16.052	16.138	53.386
13	21.192	16.080	16.145	53.417
14	21.140	16.091	16.175	53.406
15	21.153	16.050	16.171	53.374



**KZ2 Prefinal 1 (PF1)  
Lap Time Analysis**

For information purposes. No official / regulatory value

Laps	Sector 1	Sector 2	Sector 3	Lap Time
<b>No.180 Schmitz, Alexander</b>				
1	23.323	16.125	16.212	55.660
2	21.234	16.176	16.204	53.614
3	20.905	15.901	16.052	52.858
4	20.941	15.833	16.011	52.785
5	20.937	15.874	15.994	52.805
6	20.821	15.886	15.991	52.698
7	20.896	15.817	15.938	52.651
8	20.846	15.814	15.929	52.589
9	20.828	15.778	15.844	52.450
10	20.758	15.828	15.953	52.539
11	20.769	15.783	15.984	52.536
12	20.825	15.798	15.902	52.525
13	20.770	15.836	15.891	52.497
14	20.771	15.791	15.893	52.455
15	20.808	15.864	16.014	52.686

Laps	Sector 1	Sector 2	Sector 3	Lap Time
<b>No.181 Hiltbrand, Pedro</b>				
1	24.896	16.571	16.318	57.785
2	21.503	16.133	16.014	53.650
3	21.539	16.186	16.004	53.729
4	21.286	16.016	16.032	53.334
5	21.226	15.956	16.042	53.224
6	20.834	15.890	15.976	52.700
7	20.784	15.705	15.798	52.287
8	20.625	15.752	15.924	52.301
9	20.704	15.680	15.816	52.200
10	20.713	15.710	15.868	52.291
11	20.631	15.678	15.858	52.167
12	20.716	15.750	15.829	52.295
13	20.715	15.689	15.773	52.177
14	20.825	15.675	15.784	52.284
15	20.641	15.697	15.832	52.170

Laps	Sector 1	Sector 2	Sector 3	Lap Time
<b>No.190 Marcon, Nicola</b>				
1	23.779	16.328	16.275	56.382
2	21.402	16.122	16.094	53.618
3	21.029	15.981	16.061	53.071
4	21.654	15.959	16.231	53.844
5	21.077	15.787	16.040	52.904
6	21.076	15.867	16.348	53.291
7	21.004	15.822	16.001	52.827
8	20.885	15.824	16.004	52.713
9	20.840	15.706	15.886	52.432
10	20.830	15.780	15.933	52.543
11	20.830	15.740	15.957	52.527
12	20.798	15.668	15.911	52.377
13	20.808	15.713	15.884	52.405
14	21.367	15.678	15.903	52.948

Laps	Sector 1	Sector 2	Sector 3	Lap Time
15	20.856	15.726	15.999	52.581
<b>No.194 Diesel, Felix</b>				
1	25.093	17.189	16.565	58.847
2	22.128	16.073	16.478	54.679
3	22.175	40.892	19.152	1:22.219
4	21.974	16.221	16.319	54.514

Laps	Sector 1	Sector 2	Sector 3	Lap Time
<b>No.195 Zimmermann, Tim</b>				
1	25.052	16.830	16.516	58.398
2	21.264	16.466	16.186	53.916
3	21.160	16.034	16.171	53.365
4	21.179	15.975	16.270	53.424
5	20.991	15.964	15.949	52.904
6	21.363	15.963	16.006	53.332
7	20.962	16.000	16.593	53.555
8	20.925	16.388	16.014	53.327
9	21.090	15.978	16.010	53.078
10	21.062	15.959	16.091	53.112
11	20.836	15.897	15.956	52.689
12	20.883	15.892	15.950	52.725
13	20.864	15.953	15.976	52.793
14	20.882	15.930	16.044	52.856
15	20.970	15.886	16.045	52.901

Laps	Sector 1	Sector 2	Sector 3	Lap Time
<b>No.197 Kappis, Patrick</b>				
1	23.977	16.545	16.312	56.834
2	21.248	16.669	16.404	54.321
3	21.837	16.028	16.335	54.200
4	21.413	15.954	16.135	53.502
5	21.084	16.001	16.073	53.158
6	21.038	15.946	16.295	53.279
7	21.160	15.997	16.662	53.819
8	21.140	15.914	15.965	53.019
9	21.068	15.857	15.952	52.877
10	20.825	15.842	15.988	52.655
11	20.888	15.851	16.020	52.759
12	20.870	15.816	15.935	52.621
13	20.872	15.820	15.975	52.667
14	20.843	15.824	15.900	52.567
15	20.824	15.938	16.102	52.864

Laps	Sector 1	Sector 2	Sector 3	Lap Time
<b>No.199 Charles, Kenny</b>				
1	24.142	16.461	16.377	56.980
2	21.172	16.333	16.122	53.627
3	20.949	15.874	16.025	52.848
4	21.274	16.104	16.096	53.474
5	21.117	15.920	16.088	53.125
6	20.981	15.868	16.124	52.973
7	21.073	15.902	15.973	52.948

Laps	Sector 1	Sector 2	Sector 3	Lap Time
8	20.881	15.803	15.983	52.667
9	20.971	15.844	15.952	52.767
10	20.912	15.786	16.216	52.914
11	20.818	15.837	15.968	52.623
12	20.844	15.792	16.056	52.692
13	20.910	15.836	15.901	52.647
14	20.934	15.840	15.907	52.681
15	20.871	15.812	15.954	52.637

Laps	Sector 1	Sector 2	Sector 3	Lap Time
<b>No.200 Van Meever, Maks</b>				
1	23.975	16.475	16.330	56.780
2	21.188	16.048	16.190	53.426
3	21.053	15.972	16.163	53.188
4	21.396	16.118	16.113	53.627
5	21.073	15.886	16.082	53.041
6	20.970	15.907	16.222	53.099
7	21.334	15.904	16.266	53.504
8	21.271	15.849	16.256	53.376
9	21.021	15.885	16.028	52.934
10	20.951	15.918	16.080	52.949
11	20.934	15.888	16.022	52.844
12	21.277	15.885	16.030	53.192
13	21.005	15.920	16.015	52.940
14	20.997	15.887	16.018	52.902
15	20.970	16.066	16.293	53.329

Laps	Sector 1	Sector 2	Sector 3	Lap Time
<b>No.201 Antonsen, Emil</b>				
1	23.233	16.265	16.335	55.833
2	21.325	16.123	16.435	53.883
3	21.496	16.015	16.589	54.100
4	21.598	15.899	16.080	53.577
5	21.043	15.904	16.264	53.211
6	21.014	15.958	16.357	53.329
7	20.911	15.796	15.920	52.627
8	20.813	15.793	15.949	52.555
9	20.794	15.746	15.883	52.423
10	20.793	15.760	15.907	52.460
11	20.729	15.735	15.915	52.379
12	20.753	15.849	15.911	52.513
13	20.831	15.743	15.875	52.449
14	20.713	15.752	15.810	52.275
15	20.808	15.813	15.858	52.479

Laps	Sector 1	Sector 2	Sector 3	Lap Time
<b>No.204 Maxa, Radim</b>				
1	25.310	16.542	16.862	58.714
2	21.481	16.547	16.637	54.665
3	21.410	15.811	16.129	53.350
4	21.074	15.944	16.234	53.252
5	21.419	15.844	15.997	53.260
6	20.992	16.146	16.027	53.165



KZ2

CIK-FIA European Championship (Rd2)

KZ2

## Prefinal 1 (PF1)

## Lap Time Analysis

For information purposes. No official / regulatory value

Laps	Sector 1	Sector 2	Sector 3	Lap Time
7	20.951	16.199	16.039	53.189
8	21.254	17.690	16.757	55.701
9	21.882	16.139	16.041	54.062
10	20.922	15.802	15.982	52.706
11	20.822	16.233	16.627	53.682
12	21.001	15.708	16.020	52.729
13	20.939	15.921	16.399	53.259
14	21.077	15.783	16.002	52.862
15	20.903	15.695	15.969	52.567

## No.207 Negro, Riccardo

1	23.625	16.284	16.532	56.441
---	--------	--------	--------	--------

## No.209 Cunati, Simone

1	26.521	17.035	17.256	1:00.812
2	21.988	16.342	16.090	54.420
3	21.179	16.177	15.996	53.352
4	21.132	16.043	15.989	53.164
5	21.284	16.395	16.471	54.150
6	20.908	15.882	15.870	52.660
7	20.848	16.469	16.037	53.354
8	20.895	15.843	15.927	52.665
9	20.909	15.817	15.883	52.609
10	20.791	16.154	15.998	52.943
11	20.829	15.788	16.127	52.744
12	20.943	15.843	15.914	52.700
13	20.869	16.161	15.945	52.975
14	20.833	15.856	15.891	52.580
15	20.754	15.877	16.076	52.707

## No.211 Huber, Manuel

1	28.330	16.267	16.775	1:01.372
2	21.922	16.205	16.093	54.220
3	21.394	18.037	16.163	55.594
4	21.075	15.917	16.024	53.016
5	20.981	15.798	16.359	53.138
6	21.204	15.920	16.004	53.128
7	20.946	15.956	16.271	53.173
8	21.360	15.860	15.962	53.182
9	20.926	16.153	16.115	53.194
10	20.912	15.853	16.001	52.766
11	20.892	15.865	16.354	53.111
12	21.088	15.825	16.005	52.918
13	20.942	15.879	16.071	52.892
14	21.139	16.124	16.161	53.424
15	21.229	15.779	16.010	53.018

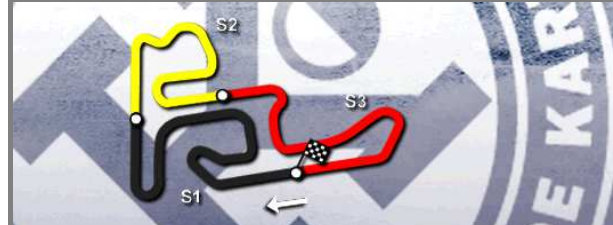
## No.213 Bray, Daniel

1	23.466	16.140	16.273	55.879
2	21.236	16.823	16.063	54.122

Laps	Sector 1	Sector 2	Sector 3	Lap Time
3	21.013	15.925	16.247	53.185

## No.215 Buznikov, Philipp

1	25.061	16.819	16.395	58.275
2	21.935	16.244	16.748	54.927
3	21.537	15.972	16.292	53.801
4	21.150	16.523	16.042	53.715
5	21.071	16.601	15.960	53.632
6	21.145	15.976	15.999	53.120
7	21.042	15.971	15.979	52.992
8	20.960	16.046	15.988	52.994
9	20.937	15.836	15.943	52.716
10	21.402	16.585	16.080	54.067
11	21.366	16.639	16.107	54.112
12	21.033	15.894	15.986	52.913
13	20.937	15.941	16.266	53.144
14	20.982	16.283	16.016	53.281
15	20.880	15.857	15.958	52.695



**KZ2**

**Prefinal 1 (PF1)**

**Document 67**

**Starting Grid**

Subject to scrutineering & sporting investigations

<b>177</b>	<b>Dielissen, Casper</b> RK / Modena Engines / B'stone		<b>17</b>	<b>194</b>	<b>Diesel, Felix</b> BRM / TM / B'stone	
<b>128</b>	<b>Da Silva, Clement</b> Birel / TM / B'stone		<b>16</b>	<b>109</b>	<b>Müller, Marcel</b> CRG / Modena Engines / B'stone	
<b>209</b>	<b>Cunati, Simone</b> Top Kart / Parilla / B'stone		<b>15</b>	<b>140</b>	<b>Bizalion, Charly</b> BRM / Modena Engines / B'stone	
<b>158</b>	<b>Dontje, Milan</b> Energy / TM / B'stone		<b>14</b>	<b>156</b>	<b>Brucculeri, Adrien</b> Tony Kart / Vortex / B'stone	
<b>136</b>	<b>Bos, Jeroen</b> Birel / TM / B'stone		<b>13</b>	<b>215</b>	<b>Buznikov, Philipp</b> CRG / TM / B'stone	
<b>138</b>	<b>Specken, Guust</b> Birel / TM / B'stone		<b>12</b>	<b>195</b>	<b>Zimmermann, Tim</b> ART GP / TM / B'stone	
<b>211</b>	<b>Huber, Manuel</b> DR / TM / B'stone		<b>11</b>	<b>127</b>	<b>Jeleniowski, Marcel</b> CRG / TM / B'stone	
<b>126</b>	<b>Fiault, Charles</b> Sodi / Parilla / B'stone		<b>10</b>	<b>204</b>	<b>Maxa, Radim</b> Praga / Parilla / B'stone	
<b>181</b>	<b>Hiltbrand, Pedro</b> LH / Maxter / B'stone		<b>9</b>	<b>129</b>	<b>Lundberg, Douglas</b> Maranello / TM / B'stone	
<b>139</b>	<b>Roy, Maxime</b> Tony Kart / Vortex / B'stone		<b>8</b>	<b>159</b>	<b>Gudmundsson, Filp</b> DR / TM / B'stone	
<b>166</b>	<b>Aceto, Massimo</b> Righetti / TM / B'stone		<b>7</b>	<b>150</b>	<b>Pex, Yard</b> CRG / TM / B'stone	
<b>149</b>	<b>Palou, Alex</b> CRG / Maxter / B'stone		<b>6</b>	<b>137</b>	<b>Kremers, Marijn</b> Birel / TM / B'stone	
<b>199</b>	<b>Charles, Kenny</b> Merlin / TM / B'stone		<b>5</b>	<b>197</b>	<b>Kappis, Patrick</b> Birel / TM / B'stone	
<b>200</b>	<b>Van Meever, Maks</b> Lenzokart / TM / B'stone		<b>4</b>	<b>190</b>	<b>Marcon, Nicola</b> Tony Kart / Vortex / B'stone	
<b>176</b>	<b>Habulin, Kristijan</b> CRG / Modena Engines / B'stone		<b>3</b>	<b>207</b>	<b>Negro, Riccardo</b> DR / TM / B'stone	
<b>213</b>	<b>Bray, Daniel</b> GP / TM / B'stone		<b>2</b>	<b>180</b>	<b>Schmitz, Alexander</b> Tony Kart / Vortex / B'stone	
<b>201</b>	<b>Antonsen, Emil</b> DR / TM / B'stone		<b>1</b>	<b>130</b>	<b>Zanchetta, Marco</b> Maranello / TM / B'stone	

**POLE POSITION**



Start : 30/06 - 11:50 15 Laps = 20.400 Km