

Wackersdorf 15 - 19.05.2013



KZ2

CIK-FIA European Championship (Rd1)



KZ2

Final (F)
Results

Document 87 PENDING

Subject to scrutineering & sporting investigations

Rnk	No.	Driver	Nat	Entrant	Nat	Equipment	Laps	Gap	Interv.	Best Lap
1	207	Negro, Riccardo	DEU	DR Srl	ITA	DR / TM / B'stone	24			49.182
2	130	Zanchetta, Marco	ITA	Maranello Kart	ITA	Maranello / TM / B'stone	24	0.391	0.391	49.051
3	165	Johansson, Joel	SWE	Energy Corse	ITA	Energy / TM / B'stone	24	1.253	0.862	49.118
4	201	Antonsen, Emil	NOR	DR Srl	ITA	DR / TM / B'stone	24	4.351	3.098	49.248
5	152	Schmidt, Dominik	DEU	CRG Holland	NLD	CRG / TM / B'stone	24	6.053	1.702	49.200
6	129	Lundberg, Douglas	SWE	Maranello Kart	ITA	Maranello / TM / B'stone	24	6.858	0.805	49.204
7	128	Da Silva, Clement	FRA	Da Silva, Clement	FRA	Birel / TM / B'stone	24	7.392	0.534	49.205
8	190	Marcon, Nicola	ITA	Marcon, Alessandro	ITA	Tony Kart / Vortex / B'stone	24	10.175	2.783	49.191
9	124	Tilloca, Luca	ITA	Maranello Kart	ITA	Maranello / TM / B'stone	24	11.470	1.295	49.221
10	176	Habulin, Kristijan	HRV	KK '1'	HRV	CRG / Modena Engines / B'stone	24	11.762	0.292	49.146
11	126	Fiault, Charles	FRA	Fiault, Charles	FRA	Sodi / Parilla / B'stone	24	15.187	3.425	49.449
12	191	Marconi, Tommaso	ITA	Marconi, Tommaso	ITA	First / TM / B'stone	24	15.483	0.296	49.366
13	122	Öberg, Victor	SWE	PDB Racing Team	NLD	Gillard / TM / B'stone	24	16.098	0.615	49.418
14	205	Pauwwe, Menno	NLD	Pauwerkart racing	NLD	Birel / TM / B'stone	24	16.170	0.072	49.184
15	164	Hays, Christopher	AUS	Energy Corse	ITA	Energy / TM / B'stone	24	17.055	0.885	49.219
16	148	Kooijman, Finn	NLD	CRG Holland	NLD	CRG / TM / B'stone	24	17.708	0.653	49.223
17	125	Christensen, Toke	DNK	J.S. Racing	DNK	CRG / TM / B'stone	24	20.087	2.379	49.446
18	181	Hiltbrand, Pedro	ESP	LH Racing Team	SWE	LH / Maxter / B'stone	24	20.362	0.275	49.410
19	143	Piccini, Alessio	ITA	Tony Kart Racing Team	ITA	Tony Kart / Vortex / B'stone	24	20.613	0.251	49.370
20	184	Norris, John	IRL	Mach 1 Motorsport	DEU	Mach 1 / TM / B'stone	24	23.536	2.923	49.503
21	199	Charles, Kenny	BEL	Charles, Kenny	BEL	Merlin / TM / B'stone	24	23.768	0.232	49.428
22	127	Jeleniowski, Marcel	DEU	CRG Holland	NLD	CRG / TM / B'stone	24	26.196	2.428	49.275
23	154	Törnqvist, Morgen	SWE	CRG Holland	NLD	CRG / TM / B'stone	24	26.672	0.476	49.382
24	132	Hansen, Jonas	DNK	Hansen, Jonas	DNK	Maranello / Vortex / B'stone	24	30.569	3.897	49.304
25	121	Ercoli, Gianmarco	ITA	Ercoli, Franco	ITA	Tony Kart / Vortex / B'stone	24	31.769	1.200	49.173
26	137	Kremers, Marijn	NLD	AVG Racing	NLD	Birel / TM / B'stone	24	34.622	2.853	49.295
27	183	Greif, Toni	DEU	Mach 1 Motorsport	DEU	Mach 1 / TM / B'stone	24	37.095	2.473	49.710
28	174	Pescador, Jorge	ESP	Pescador, Jorge	ESP	Tony Kart / Vortex / B'stone	16	8 Laps	8 Laps	49.408
29	200	Van Meever, Maks	NLD	Van Meever, Jan Cornelis	NLD	Lenzokart / TM / B'stone	15	9 Laps	1 Lap	49.579
30	123	Brenna, Simone	ITA	TBkart Srl	ITA	TB Kart / Modena Engines / B'stone	14	10 Laps	1 Lap	49.355
31	197	Kappis, Patrick	DEU	Solgat Motorsport	DEU	Birel / TM / B'stone	13	11 Laps	1 Lap	49.385
32	108	Tiene, Felice	ITA	CRG SpA	ITA	CRG / Maxter / B'stone	11	13 Laps	2 Laps	49.339
33	144	Manetti, Alessandro	ITA	Praga Kart Racing	CZE	Praga / Parilla / B'stone	2	22 Laps	9 Laps	50.845
34	155	Wiggers, Symen	NLD	CRG Holland	NLD	CRG / TM / B'stone	0	24 Laps	2 Laps	

No.128 Da Silva, Clement : Under Investigation

Leaders : No.165 Johansson, Joel (1-1) / No.129 Lundberg, Douglas (2-2) / No.207 Negro, Riccardo (3-24)

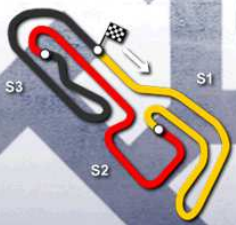
Start Time : 19/05 - 14:38:16

Best Lap : No.130 Zanchetta, Marco 49.051 89.68 Kph

Weather : Slightly cloudy Air : 24°C Track : Dry

Event Record : No.181 Hiltbrand, Pedro 48.618 90.48 Kph

Wackersdorf (DEU) 16-19/05/2013

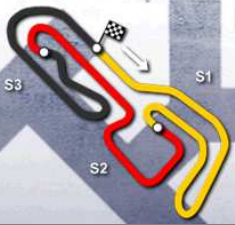


KZ2

Final (F)
Lap Chart

For information purposes. No official / regulatory value

	1	2	3	4	5	6	7	8	9	10	11	12	13	14	15	16	17	18	19	20	21	22	23	24	25	26	27	28	29	30	31	32	33	34
Grid	165	129	108	130	207	123	201	127	124	144	190	197	205	155	137	152	181	164	128	122	121	184	132	125	191	154	183	200	126	148	143	199	176	174
Start	165	129	130	108	207	123	127	201	144	124	197	155	205	190	152	137	181	128	164	121	122	125	191	183	154	132	184	200	143	148	126	199	174	176
Lap 1	165	129	207	130	127	123	201	144	108	152	197	181	128	124	137	190	183	121	122	126	191	200	154	176	164	125	174	205	184	132	143	148	199	
Interval		0.3	0.2	0.2	0.3	0.1	0.7	0.4	0.1	0.2	0.1	1.2	0.6	0.1	0.2	0.2	0.2	0.1	0.4	0.2	0.1	0.8	0.2	0.0	0.0	0.1	0.2	0.1	0.2	0.0	0.0	0.1	0.3	
Lap 2	129	207	130	165	123	127	201	108	144	152	197	181	128	137	190	124	121	183	122	126	191	200	176	154	205	164	125	132	148	143	174	199	184	
		0.4	0.3	0.1	0.1	0.0	0.0	0.6	0.2	0.3	0.3	1.2	0.3	0.7	0.3	0.3	0.1	0.4	0.1	0.3	0.2	1.3	0.8	0.6	0.0	0.1	0.0	0.2	0.1	0.4	0.0	0.2		
Lap 3	207	129	130	165	123	127	201	108	152	197	181	128	137	190	121	124	122	183	126	191	200	176	205	164	125	148	154	143	184	174	132	199		
		0.2	0.2	0.1	0.3	0.3	0.4	0.4	0.2	0.3	0.5	0.2	0.6	0.3	0.7	0.5	0.1	0.4	0.2	0.2	1.0	0.4	1.6	0.0	0.8	0.1	0.5	0.5	0.5	0.2	0.3	0.0		
Lap 4	207	130	129	165	127	123	201	108	152	197	181	128	137	190	121	124	122	126	183	191	176	200	164	205	125	148	154	143	184	174	132	199		
		0.4	0.5	0.2	0.3	0.0	0.0	0.3	0.2	0.3	0.6	0.2	0.6	0.4	0.8	0.5	0.3	0.7	0.6	0.2	0.3	0.1	1.8	0.5	0.5	0.1	0.4	0.2	0.3	0.3	0.3	0.6		
Lap 5	207	130	165	129	127	201	108	123	152	197	128	181	137	190	121	124	122	126	176	191	200	183	164	205	148	125	143	154	174	184	132	199		
		0.3	0.9	0.2	0.4	0.0	0.3	0.3	0.1	0.4	0.3	0.0	0.1	0.5	0.8	0.5	0.3	0.9	1.3	0.1	0.2	0.5	1.0	0.6	0.7	0.2	0.4	0.1	0.4	0.1	0.4	0.5		
Lap 6	207	130	165	129	108	201	127	152	123	197	128	181	137	190	121	124	122	126	176	191	200	183	164	205	148	125	143	154	174	184	132	199		
		0.2	0.9	0.7	0.5	0.0	0.2	0.0	0.3	0.2	0.1	0.8	0.0	0.2	0.6	0.6	0.2	1.1	0.8	0.6	0.3	0.6	0.5	0.6	0.6	0.4	0.2	0.3	0.2	0.2	0.1	0.8		
Lap 7	207	130	165	129	108	201	127	152	123	197	128	137	181	190	121	124	122	126	176	191	200	183	164	205	148	125	143	154	174	184	132	199		
		0.3	0.9	0.8	0.1	0.5	0.4	0.1	0.1	0.3	0.1	0.3	0.4	0.1	0.2	0.6	0.4	1.4	0.3	0.9	0.4	1.0	0.2	0.5	0.3	0.9	0.1	0.3	0.2	0.3	0.2	0.7		
Lap 8	207	130	165	108	129	201	152	123	197	128	137	127	181	121	190	124	122	176	126	191	200	164	183	205	148	143	125	174	184	154	132	199		
		0.3	0.9	1.4	0.4	0.1	0.3	0.7	0.4	0.1	0.1	0.5	0.1	0.2	0.2	0.1	0.4	1.6	0.4	0.6	0.6	1.0	0.4	0.1	0.2	1.2	0.2	0.4	1.1	0.2	0.2	0.2		
Lap 9	207	130	165	108	201	152	129	123	128	137	197	121	181	190	124	122	127	176	126	191	200	164	183	205	148	143	125	174	184	132	154	199		
		0.4	0.9	1.2	0.6	0.6	0.2	0.2	0.8	0.2	0.2	0.4	0.3	0.2	0.3	0.5	0.2	0.4	0.8	0.5	0.7	0.7	0.7	0.0	0.3	0.9	0.4	0.3	1.2	0.4	0.4	1.1		
Lap 10	207	130	165	108	201	152	129	123	128	137	197	121	181	190	124	122	176	127	126	191	200	164	205	148	183	143	125	174	184	132	154	199		
		0.5	0.7	1.5	0.4	0.8	0.3	0.2	0.6	0.1	0.4	0.3	0.3	0.2	0.2	0.7	0.6	0.1	1.1	0.3	0.9	0.4	0.9	0.3	0.3	0.4	0.6	0.2	1.1	0.3	0.7	0.9		
Lap 11	207	130	165	201	108	152	129	123	137	128	121	197	181	190	124	122	176	127	126	191	200	164	205	148	183	143	125	174	132	184	154	199		
		0.4	0.8	1.9	0.3	0.6	0.6	0.0	0.7	0.2	0.6	0.2	0.2	0.2	0.1	0.6	0.3	0.6	1.0	0.4	0.8	0.1	0.9	0.3	0.7	0.3	0.5	0.3	1.4	0.0	0.6	0.9		
Lap 12	207	130	165	201	152	123	129	137	128	197	121	181	190	122	176	124	127	126	191	164	200	205	148	183	143	125	174	132	184	154	199			
		0.4	0.7	2.1	1.1	1.2	0.4	0.2	0.1	0.3	0.3	0.8	0.2	0.4	0.0	0.1	0.5	0.7	0.3	1.1	0.3	0.4	0.4	0.9	0.1	0.4	0.2	1.3	0.5	0.4	0.8			
Lap 13	207	130	165	201	152	123	129	137	128	197	121	181	190	124	122	176	126	127	191	164	200	205	148	143	183	125	174	132	184	154	199			
		0.4	0.8	2.1	1.2	1.3	0.3	0.3	0.1	0.4	0.1	1.8	0.3	0.3	0.9	0.1	0.3	0.6	0.1	0.1	0.5	0.1	0.3	1.2	0.3	0.2	0.3	1.0	0.6	0.3	0.8			
Lap 14	207	130	165	201	152	123	129	128	190	181	124	137	176	122	126	127	191	164	200	205	148	143	183	125	174	132	184	154	199	121				
		0.2	0.9	2.1	1.4	1.2	0.3	1.0	2.7	0.2	0.1	0.9	0.0	0.3	0.2	0.2	0.3	0.2	0.4	0.0	0.2	1.2	0.4	0.3	0.4	0.8	0.7	0.4	0.6	11.6				
Lap 15	207	130	165	201	152	129	128	190	181	124	176	126	122	191	127	164	205	137	148	200	143	183	125	174	132	184	154	199	121					
		0.2	0.8	2.3	1.4	1.5	0.8	2.9	0.8	0.2	0.3	0.9	0.4	0.4	0.3	0.0	0.2	0.4	0.1	0.1	0.3	0.7	0.2	0.3	0.5	0.9	0.5	0.6	11.3					
Lap 16	207	130	165	201	152	129	128	190	124	176	126	122	191	127	205	164	137	181	148	125	143	174	132	154	184	199	121	183						
		0.3	0.9	2.3	1.6	1.4	0.7	2.8	1.4	0.3	1.0	0.2	0.3	1.6	0.2	0.7	0.3	0.2	0.0	0.9	0.3	0.3	0.8	0.0	0.0	0.1	11.0	1.3						
Lap 17	207	130	165	201	152	129	128	190	124	176	126	122	191	205	164	137	148	181	125	143	154	184	132	199	127	121	183							
		0.3	0.9	2.3	1.7	1.3	0.6	2.8	1.4	0.3	1.2	0.3	0.3	2.4	0.2	0.4	0.5	0.7	0.3	0.6	1.0	0.4	0.5	0.5	2.1	7.3	2.0							
Lap 18	207	130	165	201	152	129	128	190	124	176	126	191	122	205	164	137	148	181	125	143	184	199	154	127	132	121	183							
		0.3	0.9	2.3	1.8	1.4	0.7	2.5	1.5	0.4	1.6	0.4	0.3	1.8	0.2	0.3	0.5	0.8	0.4	0.5	2.3	0.7	1.6	0.4	2.6	4.1	2.4							
Lap 19	207	130	165	201	152	129	128	190	124	176	126	191	122	205	164	137	148	181	125	143	184	199	127	154	132	121	183							
		0.2	0.9	2.3	1.9	1.2	0.6	2.6	1.4	0.3	1.9	0.4	0.4	1.4	0.5	0.2	0.6	0.9	0.3	0.3	2.6	0.5	2.5	0.0	3.5	2.7	2.8							
Lap 20	207	130	165	201	152	129	128	190	124	176	126	191	122	205	164	137	148	181	125	143	184	199	127	154	132	121	183							
		0.2	0.7	2.6	1.9	1.1	0.6	2.5	1.5	0.3	2.3	0.3	0.4	1.1	0.5	0.2	0.6	1.0	0.5	0.3	2.8	0.3	2.5	0.3	3.3	2.4	3.4							
Lap 21	207	130	165	201	152	129	128	190	124	176	126	191	122	205	164	148	137	181	125	143	184	199	127	154	132	121	183							
		0.3	0.7	2.6	1.9	1.0	0.5	2.6	1.5	0.3	2.6	0.3	0.5	0.6	0.5	1.0	1.0	0.1	0.4	0.2	3.0	0.2	2.4	0.5	3.3	2.4	3.6							

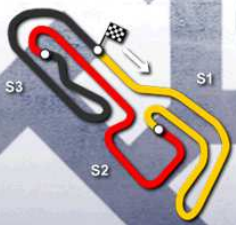


KZ2

**Final (F)
Lap Chart**

For information purposes. No official / regulatory value

Lap 22	207	130 0.2	165 0.7	201 2.7	152 1.9	129 1.2	128 0.4	190 2.6	124 1.4	176 0.2	126 3.0	191 0.2	122 0.4	205 0.4	164 0.6	148 1.0	181 1.6	125 0.2	143 0.3	184 2.9	199 0.3	127 2.0	154 0.7	132 3.7	121 2.0	137 2.3	183 1.8
Lap 23	207	130 0.3	165 0.7	201 2.8	152 2.0	129 0.9	128 0.5	190 2.7	124 1.2	176 0.2	126 3.3	191 0.3	122 0.3	205 0.2	164 0.8	148 0.8	181 2.0	125 0.3	143 0.2	184 2.9	199 0.2	127 2.0	154 0.8	132 3.6	121 1.6	137 2.6	183 2.1
Lap 24	207	130 0.3	165 0.8	201 3.0	152 1.7	129 0.8	128 0.5	190 2.7	124 1.2	176 0.2	126 3.4	191 0.2	122 0.6	205 0.0	164 0.8	148 0.6	181 2.3	125 0.2	143 0.2	184 2.9	199 0.2	127 2.4	154 0.4	132 3.8	121 1.2	137 2.8	183 2.4



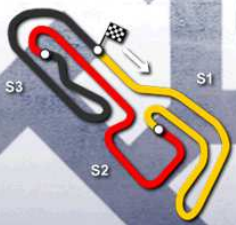
KZ2

Final (F)

Lap Time Analysis

For information purposes. No official / regulatory value

Laps	Sector 1	Sector 2	Sector 3	Lap Time	Laps	Sector 1	Sector 2	Sector 3	Lap Time	Laps	Sector 1	Sector 2	Sector 3	Lap Time
No.108 Tiene, Felice					10	17.286	16.467	15.756	49.509	17	17.188	16.368	15.703	49.259
1	21.164	17.565	16.165	54.894	11	17.258	16.473	15.768	49.499	18	17.280	16.391	15.691	49.362
2	17.635	16.723	16.026	50.384	12	17.259	16.891	15.886	50.036	19	17.161	16.392	15.690	49.243
3	17.923	17.364	16.114	51.401	13	18.654	16.741	15.805	51.200	20	17.237	16.436	15.600	49.273
4	17.480	16.693	15.866	50.039	14	18.000	16.582	15.728	50.310	21	17.247	16.406	15.626	49.279
5	17.846	16.720	15.857	50.423	15	18.148	16.549	15.803	50.500	22	17.211	16.319	15.691	49.221
6	17.419	16.438	15.971	49.828	16	17.288	16.495	15.732	49.515	23	17.264	16.375	15.601	49.240
7	17.212	16.441	15.703	49.356	17	17.314	16.472	15.782	49.568	24	17.178	16.495	15.630	49.303
8	17.596	16.430	15.753	49.779	18	17.951	16.589	15.765	50.305	No.125 Christensen, Toke				
9	17.225	16.446	15.668	49.339	19	17.308	16.575	15.748	49.631	1	20.631	20.363	17.202	58.196
10	17.254	16.367	15.954	49.575	20	17.281	16.464	15.756	49.501	2	19.209	17.818	16.473	53.500
11	17.243	16.310	16.577	50.130	21	17.354	16.606	15.729	49.689	3	18.520	17.188	16.192	51.900
No.121 Ercoli, Gianmarco					22	17.296	16.435	15.707	49.438	4	17.740	16.878	15.996	50.614
1	20.130	19.762	16.450	56.342	23	17.265	16.440	15.713	49.418	5	17.768	16.958	15.884	50.610
2	18.140	17.130	15.967	51.237	24	17.326	16.416	15.912	49.654	6	17.479	16.665	15.863	50.007
3	17.797	16.804	15.903	50.504	No.123 Brenna, Simone					7	17.495	16.613	15.835	49.943
4	17.534	16.798	15.819	50.151	1	20.190	17.024	16.107	53.321	8	17.773	16.589	15.801	50.163
5	17.450	16.676	15.805	49.931	2	17.749	16.998	16.264	51.011	9	17.395	16.545	15.766	49.706
6	17.463	16.652	15.795	49.910	3	18.098	16.914	15.927	50.939	10	17.471	16.511	15.754	49.736
7	17.304	16.519	15.731	49.554	4	17.714	16.841	16.309	50.864	11	17.277	16.484	15.758	49.519
8	17.537	16.684	15.734	49.955	5	18.365	16.830	15.933	51.128	12	17.269	16.503	15.720	49.492
9	17.412	16.554	15.690	49.656	6	17.833	16.577	15.832	50.242	13	17.358	16.577	15.804	49.739
10	17.264	16.505	15.701	49.470	7	17.664	16.531	15.760	49.955	14	17.607	16.515	15.727	49.849
11	17.321	16.566	15.696	49.583	8	17.753	16.541	15.777	50.071	15	17.365	16.541	15.803	49.709
12	17.797	16.519	15.645	49.961	9	17.300	16.487	15.732	49.519	16	17.401	17.022	16.566	50.989
13	17.130	16.508	15.648	49.286	10	17.385	16.567	15.732	49.684	17	17.441	16.628	15.836	49.905
14	40.088	16.597	15.677	1:12.362	11	17.230	16.470	15.902	49.602	18	17.336	16.543	15.711	49.590
15	17.242	16.464	15.632	49.338	12	17.650	16.516	15.740	49.906	19	17.303	16.457	15.780	49.540
16	17.310	16.466	15.803	49.579	13	17.275	16.459	15.696	49.430	20	17.308	16.515	15.727	49.550
17	17.379	16.579	15.743	49.701	14	17.290	16.405	15.660	49.355	21	17.319	16.456	15.726	49.501
18	17.340	16.488	15.679	49.507	No.124 Tilloca, Luca					22	17.287	16.460	15.699	49.446
19	17.275	16.457	15.651	49.383	1	20.282	19.610	16.625	56.517	23	17.243	16.476	15.731	49.450
20	17.323	16.473	15.625	49.421	2	18.022	17.578	16.350	51.950	24	17.380	16.442	15.753	49.575
21	17.147	16.780	15.734	49.661	3	18.142	16.872	16.141	51.155	No.126 Fiault, Charles				
22	17.208	16.472	15.631	49.311	4	17.517	16.783	15.885	50.185	1	20.340	18.930	16.947	56.217
23	17.150	16.390	15.633	49.173	5	17.463	16.649	15.820	49.932	2	18.198	17.174	16.108	51.480
24	17.181	16.424	15.586	49.191	6	17.438	16.627	15.883	49.948	3	18.011	16.880	16.066	50.957
No.122 Öberg, Victor					7	17.370	16.524	15.730	49.624	4	17.772	16.766	15.941	50.479
1	20.406	19.413	16.834	56.653	8	17.301	16.562	15.754	49.617	5	17.600	16.679	15.845	50.124
2	18.036	17.279	16.094	51.409	9	17.766	16.714	15.723	50.203	6	17.576	16.687	15.862	50.125
3	17.862	16.867	15.914	50.643	10	17.229	16.438	15.697	49.364	7	17.521	16.605	15.865	49.991
4	17.676	16.807	15.898	50.381	11	17.326	16.529	15.718	49.573	8	17.481	16.820	15.962	50.263
5	17.476	16.610	15.837	49.923	12	17.568	17.607	15.702	50.877	9	17.485	16.593	15.739	49.817
6	17.397	16.632	15.855	49.884	13	17.690	16.595	15.784	50.069	10	17.523	16.538	15.781	49.842
7	17.343	16.621	15.819	49.783	14	17.703	16.528	15.663	49.894	11	17.417	16.439	15.736	49.592
8	17.314	16.502	15.800	49.616	15	17.869	16.593	15.700	50.162	12	17.349	16.483	15.714	49.546
9	17.542	16.885	15.906	50.333	16	17.522	16.418	15.672	49.612	13	17.529	16.914	15.705	50.148



KZ2

Final (F)

Lap Time Analysis

For information purposes. No official / regulatory value

Laps	Sector 1	Sector 2	Sector 3	Lap Time
14	17.822	16.610	15.739	50.171
15	17.480	16.543	15.766	49.789
16	17.451	16.500	15.710	49.661
17	17.291	16.459	15.803	49.553
18	17.449	16.631	15.736	49.816
19	17.306	16.445	15.767	49.518
20	17.365	16.467	15.765	49.597
21	17.356	16.517	15.744	49.617
22	17.395	16.436	15.718	49.549
23	17.311	16.451	15.717	49.479
24	17.251	16.444	15.754	49.449

No.127 Jeleniowski, Marcel

1	19.810	17.101	16.095	53.006
2	17.599	17.143	16.418	51.160
3	18.284	17.004	15.995	51.283
4	17.547	16.860	16.071	50.478
5	17.545	16.842	16.038	50.425
6	17.675	16.720	16.134	50.529
7	17.614	16.609	15.841	50.064
8	19.022	16.771	15.888	51.681
9	18.643	17.182	15.997	51.822
10	17.414	16.480	16.092	49.986
11	17.397	16.489	15.763	49.649
12	17.417	16.568	15.873	49.858
13	18.033	17.575	15.927	51.535
14	17.587	16.479	15.708	49.774
15	18.266	16.640	15.829	50.735
16	17.988	16.948	15.878	50.814
17	18.630	22.884	16.278	57.792
18	17.599	16.625	15.855	50.079
19	17.303	16.544	15.972	49.819
20	17.436	16.387	15.772	49.595
21	17.303	16.347	15.736	49.386
22	17.238	16.324	15.713	49.275
23	17.294	16.380	15.786	49.460
24	17.368	16.520	15.941	49.829

No.128 Da Silva, Clement

1	20.043	18.826	16.601	55.470
2	17.853	16.843	15.948	50.644
3	17.549	16.769	15.953	50.271
4	17.500	16.720	15.853	50.073
5	17.465	16.705	16.033	50.203
6	17.419	16.532	15.738	49.689
7	17.844	16.481	15.784	50.109
8	17.731	16.652	15.701	50.084
9	17.554	16.495	15.751	49.800
10	17.373	16.349	15.761	49.483

Laps	Sector 1	Sector 2	Sector 3	Lap Time
11	17.768	16.460	15.715	49.943
12	17.391	16.762	15.639	49.792
13	17.268	16.511	15.602	49.381
14	17.828	16.430	15.670	49.928
15	17.122	16.479	15.669	49.270
16	17.305	16.346	15.653	49.304
17	17.158	16.382	15.717	49.257
18	17.355	16.528	15.692	49.575
19	17.260	16.324	15.669	49.253
20	17.181	16.371	15.714	49.266
21	17.227	16.344	15.634	49.205
22	17.207	16.342	15.753	49.302
23	17.309	16.372	15.671	49.352
24	17.262	16.344	15.607	49.213

No.129 Lundberg, Douglas

1	19.789	17.069	16.178	53.036
2	17.707	17.097	16.131	50.935
3	17.841	17.258	16.130	51.229
4	17.994	16.977	16.004	50.975
5	17.650	17.048	15.903	50.601
6	17.451	16.785	15.953	50.189
7	17.358	16.587	15.770	49.715
8	17.949	16.673	15.750	50.372
9	17.684	16.552	16.194	50.430
10	17.520	16.529	15.705	49.754
11	17.196	16.522	16.011	49.729
12	18.254	16.514	15.638	50.406
13	17.227	16.452	15.665	49.344
14	17.231	16.438	15.655	49.324
15	17.321	16.486	15.700	49.507
16	17.286	16.494	15.648	49.428
17	17.236	16.394	15.698	49.328
18	17.291	16.510	15.704	49.505
19	17.234	16.438	15.662	49.334
20	17.242	16.410	15.600	49.252
21	17.238	16.445	15.604	49.287
22	17.235	16.416	15.780	49.431
23	17.203	16.408	15.655	49.266
24	17.200	16.396	15.608	49.204

No.130 Zanchetta, Marco

1	19.887	17.026	16.222	53.135
2	17.753	17.211	16.330	51.294
3	17.658	16.998	15.962	50.618
4	17.595	16.747	15.868	50.210
5	17.436	16.667	15.798	49.901
6	17.378	16.642	15.776	49.796
7	17.286	16.504	15.721	49.511

Laps	Sector 1	Sector 2	Sector 3	Lap Time
8	17.214	16.480	15.707	49.401
9	17.286	16.521	15.690	49.497
10	17.223	16.527	15.737	49.487
11	17.174	16.392	15.642	49.208
12	17.187	16.388	15.664	49.239
13	17.158	16.387	15.664	49.209
14	17.100	16.378	15.573	49.051
15	17.275	16.430	15.630	49.335
16	17.269	16.394	15.627	49.290
17	17.194	16.454	15.705	49.353
18	17.243	16.508	15.691	49.442
19	17.234	16.430	15.660	49.324
20	17.248	16.410	15.658	49.316
21	17.244	16.395	15.659	49.298
22	17.191	16.442	15.576	49.209
23	17.212	16.489	15.626	49.327
24	17.269	16.448	15.579	49.296

No.132 Hansen, Jonas

1	21.011	20.294	17.254	58.559
2	18.828	17.580	16.595	53.003
3	18.517	18.394	16.992	53.903
4	17.570	16.766	15.910	50.246
5	18.084	16.597	15.789	50.470
6	17.329	16.591	15.759	49.679
7	17.415	16.550	15.838	49.803
8	17.767	17.061	16.130	50.958
9	17.408	16.502	15.736	49.646
10	17.355	16.408	15.715	49.478
11	17.259	16.477	15.874	49.610
12	17.217	16.405	15.682	49.304
13	17.338	16.401	15.755	49.494
14	17.457	16.491	15.718	49.666
15	17.271	16.382	15.660	49.313
16	17.308	16.703	17.680	51.691
17	18.627	16.646	15.772	51.045
18	17.398	20.794	17.214	55.406
19	18.060	16.794	15.934	50.788
20	17.330	16.477	15.834	49.641
21	17.513	16.419	15.731	49.663
22	17.297	16.431	16.047	49.775
23	17.295	16.441	15.809	49.545
24	17.450	16.391	15.794	49.635

No.137 Kremers, Marijn

1	20.725	18.719	16.637	56.081
2	17.988	16.988	16.026	51.002
3	17.489	16.760	15.956	50.205
4	17.500	16.648	15.911	50.059



KZ2

Final (F)

Lap Time Analysis

For information purposes. No official / regulatory value

Laps	Sector 1	Sector 2	Sector 3	Lap Time
5	17.423	16.547	15.795	49.765
6	17.768	16.771	15.850	50.389
7	17.413	16.418	15.741	49.572
8	17.564	16.638	15.710	49.912
9	17.645	16.488	15.771	49.904
10	17.372	16.349	15.659	49.380
11	17.427	16.424	15.647	49.498
12	17.615	16.607	15.673	49.895
13	17.302	16.457	15.653	49.412
14	21.814	16.590	15.717	54.121
15	19.955	16.705	15.783	52.443
16	17.640	17.580	16.136	51.356
17	17.444	16.442	15.687	49.573
18	17.323	16.386	15.677	49.386
19	17.247	16.397	15.730	49.374
20	17.180	16.385	15.730	49.295
21	17.332	17.158	16.615	51.105
22	32.169	16.800	15.794	1:04.763
23	17.440	16.366	15.675	49.481
24	17.313	16.475	15.598	49.386

No.143 Piccini, Alessio				
Laps	Sector 1	Sector 2	Sector 3	Lap Time
1	21.256	20.081	17.216	58.553
2	19.418	17.655	16.425	53.498
3	18.302	17.519	16.440	52.261
4	17.601	16.773	15.928	50.302
5	17.571	16.744	15.902	50.217
6	17.398	16.609	15.807	49.814
7	17.441	16.588	15.788	49.817
8	17.407	16.522	15.818	49.747
9	17.330	16.463	15.716	49.509
10	17.341	16.514	15.717	49.572
11	17.272	16.530	15.764	49.566
12	17.384	16.492	15.688	49.564
13	17.376	16.462	15.747	49.585
14	17.456	16.515	15.721	49.692
15	17.362	16.539	15.659	49.560
16	17.588	17.618	17.054	52.260
17	17.854	16.658	15.728	50.240
18	17.326	16.445	15.721	49.492
19	17.235	16.452	15.683	49.370
20	17.280	16.446	15.757	49.483
21	17.274	16.461	15.690	49.425
22	17.412	16.445	15.735	49.592
23	17.317	16.610	15.707	49.634
24	17.264	16.628	15.640	49.532

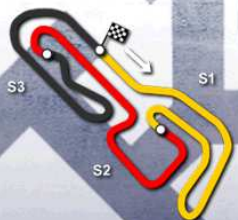
No.144 Manetti, Alessandro				
Laps	Sector 1	Sector 2	Sector 3	Lap Time
1	20.070	17.646	16.226	53.942

Laps	Sector 1	Sector 2	Sector 3	Lap Time
2	18.123	16.824	15.898	50.845
No.148 Kooijman, Finn				
1	21.499	20.169	17.034	58.702
2	19.063	17.634	16.168	52.865
3	18.506	17.164	16.022	51.692
4	17.861	16.842	15.942	50.645
5	17.592	16.692	15.839	50.123
6	17.400	16.602	15.811	49.813
7	17.317	16.468	15.721	49.506
8	17.340	16.490	15.719	49.549
9	17.453	16.653	15.756	49.862
10	17.378	16.489	15.745	49.612
11	17.255	16.459	15.676	49.390
12	17.323	16.487	15.690	49.500
13	17.305	16.464	15.671	49.440
14	17.604	16.496	15.670	49.770
15	17.612	16.889	15.740	50.241
16	17.644	17.676	16.198	51.518
17	17.560	16.481	15.709	49.750
18	17.376	16.415	15.683	49.474
19	17.303	16.396	15.729	49.428
20	17.275	16.408	15.665	49.348
21	17.280	16.336	15.711	49.327
22	17.280	16.355	15.634	49.269
23	17.346	16.352	15.609	49.307
24	17.243	16.392	15.588	49.223

No.152 Schmidt, Dominik				
Laps	Sector 1	Sector 2	Sector 3	Lap Time
1	20.176	17.594	16.116	53.886
2	17.853	16.957	15.899	50.709
3	17.853	17.118	16.040	51.011
4	17.649	16.654	15.808	50.111
5	17.938	16.819	15.869	50.626
6	17.328	16.555	15.798	49.681
7	17.834	16.546	15.771	50.151
8	17.324	16.531	15.695	49.550
9	17.397	16.542	15.806	49.745
10	17.455	16.464	15.701	49.620
11	17.272	16.475	15.701	49.448
12	17.283	16.397	15.694	49.374
13	17.324	16.355	15.676	49.355
14	17.323	16.436	15.651	49.410
15	17.263	16.494	15.755	49.512
16	17.333	16.447	15.720	49.500
17	17.321	16.449	15.678	49.448
18	17.295	16.495	15.667	49.457
19	17.255	16.495	15.745	49.495
20	17.293	16.440	15.654	49.387

Laps	Sector 1	Sector 2	Sector 3	Lap Time
21	17.318	16.413	15.670	49.401
22	17.203	16.391	15.606	49.200
23	17.396	16.454	15.716	49.566
24	17.316	16.360	15.660	49.336
No.154 Törnqvist, Morgen				
1	20.687	19.325	17.797	57.809
2	18.531	18.257	16.627	53.415
3	18.925	17.652	16.220	52.797
4	17.799	16.729	16.014	50.542
5	17.511	16.929	16.224	50.664
6	17.462	16.712	15.846	50.020
7	17.374	16.616	15.804	49.794
8	18.058	17.430	16.025	51.513
9	17.727	16.720	15.838	50.285
10	17.505	16.486	15.782	49.773
11	17.341	16.508	15.775	49.624
12	17.380	16.508	15.713	49.601
13	17.283	16.491	15.722	49.496
14	17.491	16.566	15.741	49.798
15	17.387	16.534	15.729	49.650
16	17.269	16.529	16.482	50.280
17	17.641	16.602	15.779	50.022
18	17.895	18.936	16.351	53.182
19	17.505	16.688	16.178	50.371
20	17.584	16.516	15.808	49.908
21	17.353	16.531	15.705	49.589
22	17.263	16.384	15.735	49.382
23	17.344	16.572	15.739	49.655
24	17.318	16.415	15.674	49.407

No.164 Hays, Christopher				
Laps	Sector 1	Sector 2	Sector 3	Lap Time
1	20.519	20.333	17.516	58.368
2	18.903	17.909	16.747	53.559
3	18.197	16.850	16.047	51.094
4	17.721	16.720	15.879	50.320
5	17.457	16.664	15.890	50.011
6	17.473	16.687	15.791	49.951
7	17.498	16.542	15.833	49.873
8	17.349	16.609	15.695	49.653
9	17.286	16.527	15.700	49.513
10	17.328	16.512	15.711	49.551
11	17.251	16.448	15.670	49.369
12	17.407	16.479	15.701	49.587
13	17.290	16.590	15.688	49.568
14	17.637	16.607	15.757	50.001
15	17.693	16.791	15.753	50.237
16	17.848	17.361	16.481	51.690
17	17.316	16.563	15.638	49.517



KZ2

Final (F)

Lap Time Analysis

For information purposes. No official / regulatory value

Laps	Sector 1	Sector 2	Sector 3	Lap Time
18	17.306	16.498	15.663	49.467
19	17.315	16.453	15.702	49.470
20	17.166	16.427	15.636	49.229
21	17.198	16.379	15.642	49.219
22	17.251	16.450	15.654	49.355
23	17.331	16.437	15.678	49.446
24	17.225	16.513	15.700	49.438

No.165 Johansson, Joel

Laps	Sector 1	Sector 2	Sector 3	Lap Time
1	19.673	17.006	16.125	52.804
2	18.168	17.155	16.875	52.198
3	17.883	16.864	15.933	50.680
4	17.784	16.964	16.082	50.830
5	17.593	16.649	15.820	50.062
6	17.462	16.551	15.743	49.756
7	17.312	16.539	15.709	49.560
8	17.215	16.475	15.661	49.351
9	17.316	16.502	15.710	49.528
10	17.242	16.423	15.638	49.303
11	17.206	16.415	15.660	49.281
12	17.143	16.358	15.617	49.118
13	17.247	16.380	15.670	49.297
14	17.169	16.386	15.645	49.200
15	17.215	16.409	15.624	49.248
16	17.259	16.424	15.666	49.349
17	17.201	16.429	15.707	49.337
18	17.232	16.458	15.731	49.421
19	17.246	16.376	15.715	49.337
20	17.182	16.330	15.653	49.165
21	17.271	16.378	15.662	49.311
22	17.172	16.390	15.610	49.172
23	17.247	16.411	15.634	49.292
24	17.188	16.440	15.823	49.451

No.174 Pescador, Jorge

Laps	Sector 1	Sector 2	Sector 3	Lap Time
1	20.799	19.748	17.258	57.805
2	19.431	17.865	16.862	54.158
3	18.483	17.509	16.907	52.899
4	17.650	16.722	15.913	50.285
5	17.380	16.742	16.038	50.160
6	17.307	16.615	15.901	49.823
7	17.330	16.540	15.861	49.731
8	17.573	16.446	15.813	49.832
9	17.222	16.554	15.859	49.635
10	17.322	16.522	15.832	49.676
11	17.288	16.514	15.815	49.617
12	17.193	16.457	15.758	49.408
13	17.280	16.560	15.962	49.802
14	17.587	16.506	15.806	49.899

Laps	Sector 1	Sector 2	Sector 3	Lap Time
15	17.308	16.500	15.798	49.606
16	17.301	16.907	17.177	51.385

No.176 Habulin, Kristijan

Laps	Sector 1	Sector 2	Sector 3	Lap Time
1	20.572	19.411	17.352	57.335
2	18.496	17.996	16.244	52.736
3	17.515	16.813	15.817	50.145
4	17.475	16.742	15.863	50.080
5	17.624	16.663	15.852	50.139
6	17.337	16.636	15.689	49.662
7	17.218	16.519	15.666	49.403
8	17.304	16.556	15.667	49.527
9	17.284	16.531	15.617	49.432
10	17.210	16.472	15.720	49.402
11	17.190	16.412	15.594	49.196
12	17.251	16.764	15.780	49.795
13	18.697	16.843	15.703	51.243
14	17.718	16.533	15.610	49.861
15	17.413	16.462	15.592	49.467
16	17.526	16.466	15.606	49.598
17	17.227	16.430	15.653	49.310
18	17.287	16.529	15.619	49.435
19	17.151	16.399	15.596	49.146
20	17.261	16.421	15.579	49.261
21	17.240	16.433	15.632	49.305
22	17.167	16.436	15.558	49.161
23	17.226	16.424	15.552	49.202
24	17.239	16.470	15.627	49.336

No.181 Hiltbrand, Pedro

Laps	Sector 1	Sector 2	Sector 3	Lap Time
1	20.116	18.380	16.533	55.029
2	17.816	16.985	16.148	50.949
3	17.581	16.814	16.001	50.396
4	17.464	16.726	15.921	50.111
5	17.481	16.730	16.282	50.493
6	17.790	16.688	15.942	50.420
7	17.709	16.531	15.873	50.113
8	17.557	16.732	15.884	50.173
9	17.882	16.525	15.774	50.181
10	17.263	16.418	15.785	49.466
11	17.456	16.499	15.734	49.689
12	17.952	16.753	15.698	50.403
13	17.457	16.966	15.856	50.279
14	18.092	16.584	15.737	50.413
15	17.762	16.495	15.776	50.033
16	20.579	17.719	16.758	55.056
17	18.027	16.623	15.914	50.564
18	17.362	16.454	15.757	49.573
19	17.321	16.421	15.814	49.556

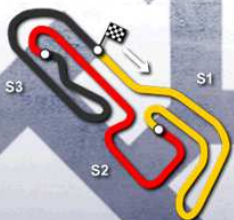
Laps	Sector 1	Sector 2	Sector 3	Lap Time
20	17.241	16.406	15.763	49.410
21	17.289	16.461	15.790	49.540
22	17.435	16.442	15.808	49.685
23	17.852	16.490	15.707	50.049
24	17.374	16.365	15.758	49.497

No.183 Greif, Toni

Laps	Sector 1	Sector 2	Sector 3	Lap Time
1	20.206	19.002	16.607	55.815
2	18.312	17.356	16.146	51.814
3	18.206	16.955	16.028	51.189
4	18.468	16.907	16.020	51.395
5	18.537	17.103	16.038	51.678
6	17.639	16.785	15.967	50.391
7	17.542	16.683	15.964	50.189
8	17.778	16.707	15.879	50.364
9	17.447	16.606	15.792	49.845
10	18.004	16.592	15.826	50.422
11	17.389	16.564	15.765	49.718
12	17.380	16.599	15.777	49.756
13	17.746	16.586	15.791	50.123
14	17.541	16.510	15.752	49.803
15	17.389	16.587	15.802	49.778
16	17.387	17.502	30.577	1:05.466
17	17.695	16.756	15.977	50.428
18	17.479	16.569	15.806	49.854
19	17.394	16.585	15.884	49.863
20	17.530	16.635	15.836	50.001
21	17.427	16.574	15.812	49.813
22	17.443	16.615	15.834	49.892
23	17.365	16.580	15.823	49.768
24	17.381	16.531	15.798	49.710

No.184 Norris, John

Laps	Sector 1	Sector 2	Sector 3	Lap Time
1	21.397	19.728	17.317	58.442
2	20.150	17.401	16.478	54.029
3	18.437	17.742	16.219	52.398
4	17.498	16.759	15.930	50.187
5	17.461	16.760	16.408	50.629
6	17.468	16.628	15.865	49.961
7	17.362	16.603	15.802	49.767
8	17.601	17.117	15.945	50.663
9	17.339	16.499	15.855	49.693
10	17.333	16.498	15.783	49.614
11	17.351	16.523	16.130	50.004
12	17.436	16.532	15.797	49.765
13	17.318	16.477	15.827	49.622
14	17.490	16.474	15.763	49.727
15	17.273	16.486	15.761	49.520
16	17.283	16.537	17.102	50.922



KZ2

Final (F)

Lap Time Analysis

For information purposes. No official / regulatory value

Laps	Sector 1	Sector 2	Sector 3	Lap Time
17	17.905	16.588	15.860	50.353
18	17.628	16.880	15.879	50.387
19	17.320	16.497	15.825	49.642
20	17.354	16.488	15.858	49.700
21	17.315	16.500	15.791	49.606
22	17.355	16.411	15.737	49.503
23	17.330	16.502	15.771	49.603
24	17.305	16.431	15.781	49.517

No.190 Marcon, Nicola

1	20.981	19.066	16.635	56.682
2	17.855	17.096	16.154	51.105
3	17.500	16.770	15.959	50.229
4	17.457	16.688	15.927	50.072
5	17.363	16.643	15.885	49.891
6	17.492	16.761	15.892	50.145
7	17.526	16.565	15.842	49.933
8	17.486	16.765	16.174	50.425
9	17.753	16.473	15.762	49.988
10	17.273	16.468	15.760	49.501
11	17.323	16.508	15.830	49.661
12	17.800	16.849	15.728	50.377
13	17.202	17.324	15.830	50.356
14	17.655	16.468	15.742	49.865
15	17.291	16.409	15.729	49.429
16	17.205	16.365	15.706	49.276
17	17.171	16.325	15.695	49.191
18	17.261	16.391	15.672	49.324
19	17.128	16.386	15.795	49.309
20	17.169	16.347	15.700	49.216
21	17.175	16.393	15.721	49.289
22	17.237	16.340	15.699	49.276
23	17.263	16.422	15.727	49.412
24	17.235	16.377	15.680	49.292

No.191 Marconi, Tommaso

1	20.572	19.253	17.019	56.844
2	18.186	17.260	16.126	51.572
3	18.000	16.898	16.007	50.905
4	18.442	16.810	15.996	51.248
5	17.743	16.626	16.272	50.641
6	17.625	16.615	15.889	50.129
7	17.359	16.513	15.830	49.702
8	17.395	16.483	15.838	49.716
9	17.335	16.541	15.832	49.708
10	17.338	16.545	15.791	49.674
11	17.436	16.467	15.765	49.668
12	17.277	16.437	15.755	49.469
13	17.363	17.332	15.877	50.572

Laps	Sector 1	Sector 2	Sector 3	Lap Time
14	17.641	16.570	15.762	49.973
15	17.770	16.508	15.776	50.054
16	17.327	16.404	15.725	49.456
17	17.256	16.443	15.781	49.480
18	17.447	16.428	15.767	49.642
19	17.287	16.442	15.792	49.521
20	17.324	16.432	15.764	49.520
21	17.338	16.483	15.778	49.599
22	17.343	16.446	15.705	49.494
23	17.336	16.456	15.776	49.568
24	17.256	16.420	15.690	49.366

No.197 Kappis, Patrick

1	20.234	17.769	16.397	54.400
2	18.061	16.886	15.984	50.931
3	17.726	17.206	16.111	51.043
4	17.557	16.684	15.852	50.093
5	17.827	16.769	16.090	50.686
6	17.439	16.606	15.824	49.869
7	17.746	16.558	15.797	50.101
8	17.789	16.572	15.756	50.117
9	18.113	16.593	15.762	50.468
10	17.304	16.535	15.711	49.550
11	17.896	16.562	15.691	50.149
12	17.217	16.456	15.712	49.385
13	17.238	16.466	15.755	49.459

No.199 Charles, Kenny

1	21.543	19.814	17.652	59.009
2	19.105	17.524	16.669	53.298
3	18.640	17.737	16.670	53.047
4	17.768	17.004	16.081	50.853
5	17.641	16.796	15.937	50.374
6	17.507	16.602	15.798	49.907
7	17.360	16.556	15.796	49.712
8	17.383	16.919	16.201	50.503
9	18.129	16.921	15.838	50.888
10	17.316	16.555	15.753	49.624
11	17.308	16.517	15.745	49.570
12	17.360	16.506	15.668	49.534
13	17.333	16.479	15.735	49.547
14	17.414	16.476	15.688	49.578
15	17.389	16.498	15.745	49.632
16	17.242	16.568	16.075	49.885
17	18.448	16.927	15.838	51.213
18	17.606	16.702	15.777	50.085
19	17.334	16.407	15.687	49.428
20	17.304	16.492	15.738	49.534
21	17.223	16.534	15.753	49.510

Laps	Sector 1	Sector 2	Sector 3	Lap Time
22	17.345	16.529	15.759	49.633
23	17.261	16.535	15.712	49.508
24	17.259	16.442	15.749	49.450

No.200 Van Meever, Maks

1	20.702	19.227	17.453	57.382
2	18.534	17.353	16.220	52.107
3	17.707	16.825	16.071	50.603
4	17.591	16.744	16.300	50.635
5	17.691	16.749	15.923	50.363
6	17.641	16.684	15.956	50.281
7	17.382	16.562	15.819	49.763
8	17.455	16.578	15.867	49.900
9	17.446	16.574	15.844	49.864
10	17.343	16.675	15.853	49.871
11	17.289	16.518	15.772	49.579
12	17.748	16.558	15.790	50.096
13	17.464	16.584	15.799	49.847
14	17.544	16.511	15.825	49.880
15	18.197	16.855	15.740	50.792

No.201 Antonsen, Emil

1	20.441	17.469	15.969	53.879
2	17.531	16.793	16.006	50.330
3	18.392	17.163	16.079	51.634
4	17.609	16.764	15.780	50.153
5	17.816	16.624	15.968	50.408
6	17.420	16.544	16.265	50.229
7	17.577	16.543	15.735	49.855
8	17.526	16.559	15.702	49.787
9	17.271	16.457	15.683	49.411
10	17.207	16.416	15.789	49.412
11	17.212	16.418	15.635	49.265
12	17.197	16.381	15.670	49.248
13	17.223	16.370	15.676	49.269
14	17.210	16.392	15.650	49.252
15	17.186	16.453	15.836	49.475
16	17.346	16.362	15.642	49.350
17	17.230	16.373	15.685	49.288
18	17.262	16.483	15.655	49.400
19	17.306	16.413	15.692	49.411
20	17.415	16.351	15.621	49.387
21	17.278	16.407	15.669	49.354
22	17.220	16.385	15.655	49.260
23	17.364	16.432	15.638	49.434
24	17.435	16.523	15.712	49.670

No.205 Paauwe, Menno

1	20.947	21.385	17.245	59.577
2	18.571	17.866	16.454	52.891



KZ2

Final (F)

Lap Time Analysis

For information purposes. No official / regulatory value

Laps	Sector 1	Sector 2	Sector 3	Lap Time
3	17.872	17.133	16.109	51.114
4	18.027	17.002	15.972	51.001
5	17.567	16.691	15.847	50.105
6	17.435	16.687	15.844	49.966
7	17.366	16.628	15.764	49.758
8	17.318	16.569	15.774	49.661
9	17.502	16.633	15.653	49.788
10	17.482	16.485	15.673	49.640
11	17.227	16.459	15.673	49.359
12	17.255	16.455	15.674	49.384
13	17.393	16.530	15.672	49.595
14	17.609	16.535	15.645	49.789
15	17.544	16.621	15.730	49.895
16	18.008	16.920	15.841	50.769
17	17.797	16.553	15.667	50.017
18	17.329	16.391	15.669	49.389
19	17.218	16.389	15.623	49.230
20	17.217	16.390	15.611	49.218
21	17.211	16.352	15.621	49.184
22	17.279	16.390	15.596	49.265
23	17.264	16.325	15.639	49.228
24	17.198	16.473	15.763	49.434

No.207 Negro, Riccardo

1	19.452	17.101	16.151	52.704
2	17.701	17.321	16.133	51.155
3	17.656	16.849	16.006	50.511
4	17.569	16.763	15.899	50.231
5	17.527	16.653	15.881	50.061
6	17.452	16.569	15.809	49.830
7	17.261	16.459	15.737	49.457
8	17.250	16.437	15.712	49.399
9	17.254	16.431	15.731	49.416
10	17.277	16.376	15.675	49.328
11	17.270	16.345	15.681	49.296
12	17.336	16.348	15.625	49.309
13	17.238	16.314	15.660	49.212
14	17.200	16.377	15.652	49.229
15	17.296	16.360	15.697	49.353
16	17.242	16.331	15.609	49.182
17	17.206	16.384	15.773	49.363
18	17.321	16.422	15.697	49.440
19	17.272	16.382	15.706	49.360
20	17.281	16.344	15.679	49.304
21	17.230	16.324	15.661	49.215
22	17.289	16.371	15.646	49.306
23	17.281	16.360	15.623	49.264
24	17.367	16.271	15.610	49.248



176	Habulin, Kristijan CRG / Modena Engines / B'stone		17	174	Pescador, Jorge Tony Kart / Vortex / B'stone	
143	Piccini, Alessio Tony Kart / Vortex / B'stone		16	199	Charles, Kenny Merlin / TM / B'stone	
126	Fiault, Charles Sodi / Parilla / B'stone		15	148	Kooijman, Finn CRG / TM / B'stone	
183	Greif, Toni Mach 1 / TM / B'stone		14	200	Van Meever, Maks Lenzokart / TM / B'stone	
191	Marconi, Tommaso First / TM / B'stone		13	154	Törnqvist, Morgen CRG / TM / B'stone	
132	Hansen, Jonas Maranello / Vortex / B'stone		12	125	Christensen, Toke CRG / TM / B'stone	
121	Ercoli, Gianmarco Tony Kart / Vortex / B'stone		11	184	Norris, John Mach 1 / TM / B'stone	
128	Da Silva, Clement Birel / TM / B'stone		10	122	Öberg, Victor Gillard / TM / B'stone	
181	Hiltbrand, Pedro LH / Maxter / B'stone		9	164	Hays, Christopher Energy / TM / B'stone	
137	Kremers, Marijn Birel / TM / B'stone		8	152	Schmidt, Dominik CRG / TM / B'stone	
205	Paauwe, Menno Birel / TM / B'stone		7	155	Wiggers, Symen CRG / TM / B'stone	
190	Marcon, Nicola Tony Kart / Vortex / B'stone		6	197	Kappis, Patrick Birel / TM / B'stone	
124	Tilloca, Luca Maranello / TM / B'stone		5	144	Manetti, Alessandro Praga / Parilla / B'stone	
201	Antonsen, Emil DR / TM / B'stone		4	127	Jeleniowski, Marcel CRG / TM / B'stone	
207	Negro, Riccardo DR / TM / B'stone		3	123	Brenna, Simone TB Kart / Modena Engines / B'stone	
108	Tiene, Felice CRG / Maxter / B'stone		2	130	Zanchetta, Marco Maranello / TM / B'stone	
165	Johansson, Joel Energy / TM / B'stone		1	129	Lundberg, Douglas Maranello / TM / B'stone	

POLE POSITION

