

LA CONCA 23 - 27.09.2015



KF

CIK-FIA World Championship



KF

Final
Results

Document 50

Subject to scrutineering & sporting investigations

Rnk	No.	Entrant	Nat	Driver	Nat	Equipment	Laps	Gap	Interv.	Best Lap	[QP-QH-PF]
1	7	Kosmic Racing Dept	ITA	Basz, Karol	POL	Kosmic Kart / Vortex / Vega	25			45.843	[7-1-1]
2	20	Birel ART Srl	ITA	Lennox-Lamb, Jordon	GBR	Birel Art / Parilla / Vega	25	3.192	3.192	45.913	[11-9-4]
3	6	Tony Kart Racing Team	ITA	Nielsen, Nicklas	DNK	Tony Kart / Vortex / Vega	25	4.348	1.156	45.850	[1-2-2]
4	2	Strakka Bhaitech	SWE	Joyner, Tom	GBR	Zanardi / TM Racing / Vega	25	6.300	1.952	46.025	[15-5-3]
5	1	Mad-Croc Karting	ITA	Hanley, Ben	GBR	Croc Promotions / TM Racing / Vega	25	6.938	0.638	45.995	[6-3-5]
6	3	RB Racing SA	CHE	Verschoor, Richard	NLD	Exprit / Vortex / Vega	25	9.295	2.357	45.904	[2-6-6]
7	12	CRG SpA	ITA	Hiltbrand, Pedro	ESP	CRG / Parilla / Vega	25	9.522	0.227	46.091	[5-10-8]
8	9	CRG Keijzer Racing	NLD	Van Leeuwen, Martijn	NLD	CRG / TM Racing / Vega	25	12.072	2.550	45.994	[3-4-7]
9	51	Team Komarov	RUS	Sitnikov, Nikita	RUS	Tony Kart / TM Racing / Vega	25	12.299	0.227	46.068	[19-17-12]
10	16	Kartronix	GBR	Travisanutto, Lorenzo	ITA	Tony Kart / TM Racing / Vega	25	12.397	0.098	46.084	[17-14-9]
11	22	Kohtala Sports	FIN	Valtinen, Juho	FIN	Kosmic / Vortex / Vega	25	13.515	1.118	46.212	[8-12-11]
12	8	Tony Kart Racing Team	ITA	Armstrong, Marcus	NZL	Tony Kart / Vortex / Vega	25	13.726	0.211	46.037	[13-11-10]
13	14	Ward Racing	SWE	Marcu, Dionisios	ROU	Tony Kart / Vortex / Vega	25	14.030	0.304	46.195	[9-13-14]
14	15	Ricky Flynn Motorsport	GBR	Roes Andersen, Casper	DNK	FA Kart / Vortex / Vega	25	14.123	0.093	46.189	[4-7-13]
15	34	RB Racing SA	CHE	Baciuska, Rokas	LTU	Exprit / Vortex / Vega	25	14.757	0.634	46.181	[16-16-17]
16	4	CRG SpA	ITA	Tiene, Felice	ITA	CRG / Parilla / Vega	25	15.466	0.709	46.160	[12-8-31]
17	58	Albano, Adriano	ITA	Albano, Adriano	ITA	Tony Kart / TM Racing / Vega	25	16.251	0.785	46.241	[26-21-18]
18	38	CRG SpA	ITA	Tillett, Archie	GBR	CRG / Parilla / Vega	25	19.270	3.019	46.331	[32-24-27]
19	18	Team Storm Development	DNK	Jochimsen, Andreas	DNK	Kosmic / Vortex / Vega	25	19.438	0.168	45.988	[10-15-19]
20	53	Strakka Bhaitech	SWE	Lloveras Brunet, Xavier	ESP	Zanardi / TM Racing / Vega	25	19.561	0.123	46.331	[14-33-22]
21	29	Ward Racing	SWE	Nerman, Hugo	SWE	Tony Kart / Vortex / Vega	25	21.816	2.255	46.391	[33-22-25]
22	26	Ward Racing	SWE	Dahlberg, Alexander	SWE	Tony Kart / Vortex / Vega	25	22.230	0.414	46.376	[29-31-24]
23	30	GRT Karting Team	SWE	Haaga, Anton	SWE	Tony Kart / Vortex / Vega	25	23.123	0.893	46.162	[18-19-29]
24	47	Tony Kart Racing Team	ITA	Miyata, Ritomo	JPN	Tony Kart / Vortex / Vega	25	23.568	0.445	46.109	[34-30-33]
25	52	Team Komarov	RUS	Mavlanov, Denis	RUS	Tony Kart / TM Racing / Vega	25	25.906	2.338	46.395	[48-27-32]
26	19	Mad-Croc Karting	ITA	Haapalainen, Tuomas	FIN	Croc Promotions / TM Racing / Vega	25	26.952	1.046	46.256	[28-20-20]
27	27	Ward Racing	SWE	Moilanen, Aatu	FIN	Tony Kart / Vortex / Vega	22	3 Laps	3 Laps	46.634	[20-28-30]
28	5	Energy Corse	ITA	Correa, Juan	USA	Energy Corse / TM Racing / Vega	12	13 Laps	10 Laps	46.064	[62-26-16]
29	57	Guazzaroni, Alessio	ITA	Guazzaroni, Alessio	ITA	Intrepid / TM Racing / Vega	12	13 Laps	5.654	46.201	[35-25-21]
30	60	Team Storm Development	DNK	Sorensen, Christian	DNK	Tony Kart / Vortex / Vega	11	14 Laps	1 Lap	46.371	[49-36-23]
31	33	Comer	ITA	Vigano, Matteo	ITA	Top Kart / Parilla / Vega	6	19 Laps	5 Laps	46.475	[45-29-26]
32	23	Kohtala Sports	FIN	Tiihonen, Niklas	FIN	Kosmic / Vortex / Vega	1	24 Laps	5 Laps	52.528	[41-38-28]
33	21	Baby Race Srl	ITA	Lorandi, Leonardo	ITA	Tony Kart / Vortex / Vega	0	25 Laps	1 Lap		[21-18-15]

Leaders : No.7 Basz, Karol (1-3) / No.2 Joyner, Tom (4-4) / No.7 Basz, Karol (5-25)

Start Time : 27/09 - 14:21:48

Best Lap : No.7 Basz, Karol

45.843 97,53 Kph

Weather : Slightly cloudy Air : 23°C Track : Dry

Event Record : No.2 Joyner, Tom

45.641 97,96 Kph



LA CONCA 23 - 27.09.2015



KF

CIK-FIA World Championship



KF Final
Lap Chart

For information purposes. No official / regulatory value

	1	2	3	4	5	6	7	8	9	10	11	12	13	14	15	16	17	18	19	20	21	22	23	24	25	26	27	28	29	30	31	32	33
Grid	7	6	2	20	1	3	9	12	16	8	22	51	15	14	21	5	34	58	18	19	57	53	60	26	29	33	38	23	30	27	4	52	47
Start	7	6	2	20	1	3	9	12	16	8	51	22	14	15	5	21	34	58	57	19	53	29	26	33	38	18	23	30	27	52	4	47	60
Lap 1 Interval	7	2	1	6	9	20	3	12	16	22	51	8	15	14	5	34	53	58	29	38	26	18	57	4	52	27	23	33	30	47	60	19	
Lap 2	7	2	1	6	9	20	3	12	16	22	51	8	15	14	34	58	53	5	29	26	38	4	57	27	33	18	52	30	47	60	19		
Lap 3	7	2	1	6	9	20	3	12	16	51	22	8	15	14	34	5	58	29	38	4	53	26	57	27	33	52	30	18	47	60	19		
Lap 4	2	7	1	6	9	20	3	12	16	51	22	8	15	14	34	5	58	29	38	4	53	57	33	26	27	52	30	18	47	60	19		
Lap 5	7	2	1	6	20	3	9	12	16	51	22	8	15	14	34	5	58	29	4	38	53	57	33	26	27	52	18	30	47	60	19		
Lap 6	7	2	1	6	20	3	9	12	51	16	8	22	14	34	15	5	58	29	4	38	53	57	33	26	52	18	27	47	30	60	19		
Lap 7	7	2	1	6	20	3	9	12	51	16	8	22	14	34	15	5	58	4	29	38	53	57	26	52	18	27	47	30	60	19			
Lap 8	7	2	1	6	20	3	9	12	51	16	8	22	14	34	15	5	58	4	38	29	53	57	26	18	52	27	30	47	60	19			
Lap 9	7	2	1	20	6	3	9	12	16	8	51	22	14	34	15	5	4	58	38	29	53	57	26	18	52	27	30	47	60	19			
Lap 10	7	2	1	20	6	3	9	12	16	8	51	22	14	34	15	5	4	58	38	29	53	57	26	18	52	30	47	27	60	19			
Lap 11	7	20	2	1	6	3	9	12	16	8	51	22	34	14	15	5	4	58	38	53	29	57	18	26	52	30	47	27	19	60			
Lap 12	7	2	20	1	6	9	12	3	16	8	51	22	14	15	5	34	4	58	38	53	29	57	18	26	52	30	47	27	19				
Lap 13	7	2	20	1	6	9	3	12	16	8	51	22	14	15	34	4	58	38	53	29	18	26	52	30	47	27	19						
Lap 14	7	20	2	6	1	9	3	12	16	8	51	22	15	14	34	4	58	38	53	29	18	26	52	30	47	27	19						
Lap 15	7	20	2	6	1	9	3	12	16	8	51	22	15	14	34	4	58	38	53	29	18	26	52	30	47	19	27						
Lap 16	7	20	2	6	1	12	9	16	3	8	51	22	14	15	34	4	58	38	53	29	18	26	30	52	47	19	27						
Lap 17	7	20	6	2	1	12	16	9	3	8	51	22	14	15	34	4	58	38	53	18	29	26	30	47	52	19	27						



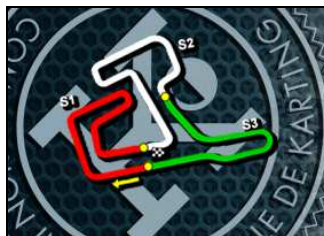
KF

Final

Lap Chart

For information purposes. No official / regulatory value

Lap 18	7	20	6	1	2	12	3	22	51	9	16	8	14	15	34	4	58	38	53	18	29	26	30	47	52	19	27
		3.8	0.6	0.8	0.2	1.7	1.7	0.2	0.3	0.1	1.0	0.1	0.4	0.3	0.2	1.2	0.5	1.3	1.0	0.8	0.8	1.5	1.4	0.7	0.3	1.9	0.4
Lap 19	7	20	6	1	2	12	3	22	51	9	16	8	14	15	34	4	58	38	53	18	29	26	30	47	52	19	27
		3.8	0.5	1.0	0.3	1.8	1.3	0.5	0.1	0.3	0.8	0.5	0.3	0.3	0.4	1.1	0.5	1.4	1.0	0.4	1.3	1.6	1.3	0.7	0.5	1.8	0.7
Lap 20	7	20	6	1	2	12	3	51	9	22	16	8	14	15	34	4	58	38	53	18	29	26	30	47	52	19	27
		3.7	0.5	1.2	0.2	1.9	1.0	1.3	0.2	0.1	0.4	0.4	0.5	0.1	0.6	1.0	0.6	1.5	0.9	0.1	1.9	1.2	1.3	0.8	0.5	1.7	1.1
Lap 21	7	20	6	2	1	12	3	51	9	22	16	8	14	15	34	4	58	38	18	53	29	26	30	47	52	19	27
		3.5	0.7	1.7	0.0	1.8	0.9	1.4	0.2	0.1	0.3	0.4	0.7	0.3	0.4	1.0	0.6	1.6	0.9	0.4	1.7	1.0	1.2	0.6	1.0	1.7	1.3
Lap 22	7	20	6	2	1	12	3	51	9	16	22	8	14	15	34	4	58	38	18	53	29	26	30	47	52	19	27
		3.6	0.7	1.8	0.2	1.8	0.6	1.6	0.2	0.6	0.0	0.1	0.7	0.5	0.3	1.0	0.6	1.8	1.0	0.4	1.6	1.1	1.1	0.6	1.3	1.4	2.1
Lap 23	7	20	6	2	1	12	3	51	9	16	22	8	14	15	34	4	58	38	18	53	29	26	30	47	52	19	
		3.4	0.8	1.9	0.3	1.8	0.4	1.8	0.2	0.5	1.2	0.4	0.1	0.1	0.3	0.9	0.5	2.3	0.3	0.8	1.9	0.8	1.2	0.3	1.5	1.2	
Lap 24	7	20	6	2	1	12	3	9	51	16	22	8	14	15	34	4	58	38	18	53	29	26	30	47	52	19	
		3.4	0.9	1.9	0.5	1.8	0.3	2.2	0.0	0.4	1.4	0.1	0.2	0.3	0.3	0.9	0.4	2.3	0.2	0.7	2.2	0.5	1.0	0.3	1.9	1.2	
Lap 25	7	20	6	2	1	3	12	9	51	16	22	8	14	15	34	4	58	38	18	53	29	26	30	47	52	19	
		3.1	1.1	1.9	0.6	2.3	0.2	2.5	0.2	0.0	1.1	0.2	0.3	0.0	0.6	0.7	0.7	3.0	0.1	0.1	2.2	0.4	0.8	0.4	2.3	1.0	



Final
Lap Time Analysis

For information purposes. No official / regulatory value

Laps	Sector 1	Sector 2	Sector 3	Lap Time	Spd	Laps	Sector 1	Sector 2	Sector 3	Lap Time	Spd	Laps	Sector 1	Sector 2	Sector 3	Lap Time	Spd
No.1 Hanley, Ben						No.3 Verschoor, Richard						No.4 Tiene, Felice					
1	16.767	17.034	13.584	47.385	121,6	13	15.583	16.879	13.693	46.155	122,4	1	18.901	18.110	13.822	50.833	122,2
2	15.615	16.921	13.595	46.131	121,9	14	15.516	16.863	13.906	46.285	123,1	2	15.873	17.398	13.903	47.174	122,6
3	15.505	16.923	13.567	45.995	121,9	15	15.567	16.958	13.695	46.220	122,9	3	16.670	17.323	13.627	47.620	122,4
4	16.021	17.073	13.677	46.771	122,2	16	15.519	16.895	13.785	46.199	122,9	4	15.545	17.051	13.638	46.234	122,7
5	15.623	16.957	13.547	46.127	122,4	17	16.012	17.091	13.763	46.866	122,7	5	15.639	17.035	13.705	46.379	122,6
6	15.839	17.011	13.617	46.467	122,7	18	16.120	16.900	13.648	46.668	123,1	6	15.544	17.005	13.719	46.268	123,2
7	15.569	16.975	13.608	46.152	122,2	19	15.655	16.966	13.722	46.343	122,9	7	15.803	16.986	13.715	46.504	122,4
8	15.553	16.942	13.601	46.096	122,4	20	15.535	16.873	13.694	46.102	122,9	8	15.558	16.959	13.643	46.160	122,7
9	15.514	16.921	13.581	46.016	122,1	21	15.562	17.015	13.737	46.314	122,6	9	15.511	16.970	13.691	46.172	122,2
10	15.545	16.940	13.624	46.109	122,4	22	15.542	16.899	13.691	46.132	122,6	10	15.563	16.928	13.701	46.192	122,6
11	15.665	16.968	14.139	46.772	121,9	23	15.487	16.883	13.704	46.074	122,6	11	15.554	16.997	13.708	46.259	122,4
12	15.648	18.140	13.812	47.600	122,6	24	15.533	16.925	13.683	46.141	122,6	12	15.598	17.106	13.788	46.492	122,6
13	15.579	16.941	13.618	46.138	122,2	25	15.575	16.943	13.760	46.278	122,6	13	15.704	17.066	13.762	46.532	122,6
14	15.576	17.493	13.632	46.701	122,2	No.5 Correa, Juan						14	15.616	17.069	13.786	46.471	122,4
15	15.528	16.910	13.667	46.105	122,2	1	17.534	17.282	13.709	48.525	121,1	15	15.654	17.004	13.753	46.411	122,4
16	15.536	16.948	13.683	46.167	122,1	2	15.497	16.997	13.711	46.205	121,1	16	15.667	17.024	13.744	46.435	122,4
17	15.520	16.991	13.648	46.159	121,7	3	15.409	16.900	13.638	45.947	121,9	17	15.681	16.953	13.774	46.408	122,6
18	15.776	16.972	13.655	46.403	121,9	4	15.508	17.079	13.668	46.255	121,7	18	15.589	17.048	13.684	46.321	122,7
19	15.614	16.964	13.627	46.205	121,9	5	15.777	17.493	13.722	46.992	121,9	19	15.627	16.985	13.713	46.325	122,6
20	15.597	16.957	13.646	46.200	121,7	6	15.434	16.777	13.693	45.904	121,1	20	15.590	16.972	13.759	46.321	122,6
21	15.693	17.019	13.929	46.641	122,6	7	15.490	16.885	13.710	46.085	121,9	21	15.641	16.948	13.737	46.326	122,7
22	15.688	16.980	13.604	46.272	122,4	8	15.433	16.852	13.669	45.954	121,9	22	15.597	16.967	13.737	46.301	122,7
23	15.557	16.977	13.702	46.236	121,9	9	15.450	16.883	13.654	45.987	121,6	23	15.703	17.062	13.728	46.493	122,6
24	15.641	17.010	13.680	46.331	121,9	10	15.476	16.912	13.607	45.995	122,2	24	15.683	17.054	13.759	46.496	122,7
25	15.646	17.018	13.683	46.347	122,1	11	15.607	17.053	13.697	46.357	122,1	25	15.661	16.977	13.807	46.445	122,6
No.2 Joyner, Tom						12	15.834	17.872	14.701	48.407	122,2	No.5 Correa, Juan					
1	16.542	16.991	13.666	47.199	122,1	13	15.733	17.016	13.788	46.537	121,6	1	18.826	18.160	13.814	50.800	121,1
2	15.561	16.882	13.631	46.074	122,6	14	15.480	16.938	13.612	46.030	122,2	2	16.310	17.294	14.607	48.211	121,4
3	15.565	16.920	13.674	46.159	122,4	15	15.559	17.014	13.651	46.224	121,9	3	16.274	16.965	13.789	47.028	120,9
4	15.872	16.901	13.849	46.622	122,1	16	15.795	17.661	13.991	47.447	122,9	4	15.521	16.910	13.816	46.247	120,9
5	15.450	16.888	13.953	46.291	123,2	17	16.000	16.936	13.638	46.574	122,2	5	15.591	16.930	13.771	46.292	121,1
6	15.705	16.904	13.704	46.313	122,6	18	15.776	18.021	13.746	47.543	121,9	6	15.631	17.056	13.793	46.480	121,2
7	15.526	16.942	13.762	46.230	122,2	19	15.460	16.778	13.744	45.982	121,6	7	15.543	16.936	13.803	46.282	120,9
8	15.468	16.875	13.682	46.025	122,7	20	15.440	16.873	13.676	45.989	121,4	8	15.488	16.900	13.700	46.088	121,6
9	15.451	16.916	13.743	46.110	122,4	21	15.432	16.943	13.670	46.045	121,6	9	15.479	16.879	13.706	46.064	121,4
10	15.530	16.876	13.738	46.144	122,7	22	15.516	16.931	13.664	46.111	121,6	10	15.475	16.935	13.689	46.099	121,6
11	16.180	16.874	13.683	46.737	123,2	23	15.421	16.860	13.721	46.002	121,7	11	15.524	16.853	13.804	46.181	121,6
12	16.006	17.486	13.777	47.269	122,1	24	15.558	16.849	13.715	46.122	121,7	12	15.510	17.288	13.679	46.477	121,9
						25	15.527	16.956	14.098	46.581	121,6						



KF

Final
Lap Time Analysis

For information purposes. No official / regulatory value

Laps	Sector 1	Sector 2	Sector 3	Lap Time	Spd
No.6 Nielsen, Nicklas					
1	17.213	16.995	13.612	47.820	120,9
2	15.568	16.856	13.648	46.072	120,8
3	15.476	16.860	13.622	45.958	121,2
4	15.954	17.128	13.764	46.846	120,9
5	15.507	16.912	13.635	46.054	121,4
6	15.707	17.040	13.579	46.326	121,6
7	15.602	17.012	13.705	46.319	121,7
8	15.436	16.946	13.566	45.948	121,7
9	15.497	16.974	13.857	46.328	121,4
10	15.569	16.922	13.684	46.175	121,4
11	15.662	16.924	13.788	46.374	121,2
12	16.263	17.738	13.836	47.837	121,7
13	15.600	16.753	13.634	45.987	121,6
14	15.619	16.948	13.676	46.243	121,2
15	15.420	16.744	13.686	45.850	121,4
16	15.445	16.875	13.702	46.022	121,7
17	15.850	16.928	13.726	46.504	120,9
18	15.480	16.791	13.677	45.948	121,1
19	15.483	16.789	13.728	46.000	120,8
20	15.435	16.799	13.681	45.915	121,1
21	15.610	16.783	13.751	46.144	121,1
22	15.493	16.783	13.724	46.000	121,1
23	15.522	16.750	13.732	46.004	120,6
24	15.540	16.877	13.731	46.148	120,9
25	15.540	16.811	13.880	46.231	120,8

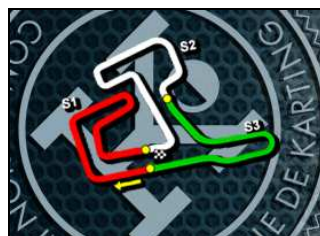
Laps	Sector 1	Sector 2	Sector 3	Lap Time	Spd
No.7 Basz, Karol					
1	16.300	16.907	13.733	46.940	120,4
2	15.567	16.991	13.714	46.272	120,4
3	15.467	16.890	13.700	46.057	120,4
4	16.241	16.858	13.867	46.966	121,1
5	15.558	16.814	13.706	46.078	120,8
6	15.611	16.828	13.699	46.138	120,6
7	15.556	16.821	13.685	46.062	120,6
8	15.507	16.813	13.677	45.997	120,6
9	15.484	16.863	13.664	46.011	120,6
10	15.477	16.845	13.648	45.970	120,6
11	15.412	16.809	13.622	45.843	121,1
12	15.572	16.763	13.694	46.029	120,8

Laps	Sector 1	Sector 2	Sector 3	Lap Time	Spd
13	15.587	16.758	13.682	46.027	120,4
14	15.462	16.797	13.644	45.903	120,6
15	15.537	16.777	13.652	45.966	120,9
16	15.549	16.774	13.648	45.971	121,1
17	15.477	16.773	13.672	45.922	120,3
18	15.591	16.802	13.670	46.063	120,8
19	15.508	16.799	13.683	45.990	120,6
20	15.548	16.826	13.695	46.069	120,9
21	15.564	16.775	13.762	46.101	120,6
22	15.509	16.774	13.650	45.933	120,9
23	15.521	16.791	13.798	46.110	120,6
24	15.549	16.817	13.693	46.059	120,9
25	15.599	16.874	13.761	46.234	120,4

Laps	Sector 1	Sector 2	Sector 3	Lap Time	Spd
No.8 Armstrong, Marcus					
1	18.447	17.344	13.787	49.578	120,9
2	16.398	17.284	13.890	47.572	119,8
3	16.102	16.848	13.685	46.635	120,6
4	15.496	16.979	13.681	46.156	120,9
5	15.504	16.851	13.689	46.044	121,6
6	15.552	17.390	13.733	46.675	120,8
7	15.452	16.860	13.725	46.037	120,9
8	15.493	16.870	13.735	46.098	120,9
9	15.700	17.190	13.723	46.613	121,2
10	15.561	16.947	13.738	46.246	121,4
11	15.477	16.897	13.776	46.150	121,1
12	15.566	16.844	13.755	46.165	121,2
13	15.555	17.060	13.700	46.315	120,9
14	15.531	16.884	13.724	46.139	121,4
15	15.503	16.897	13.769	46.169	120,8
16	15.515	16.902	13.749	46.166	121,7
17	16.073	17.036	13.735	46.844	121,1
18	15.726	19.722	13.724	49.172	121,4
19	15.696	16.931	13.812	46.439	120,9
20	15.559	16.853	13.700	46.112	121,1
21	15.529	16.925	13.705	46.159	121,1
22	15.512	16.914	13.760	46.186	121,6
23	16.236	17.582	13.764	47.582	120,9
24	15.542	16.908	13.763	46.213	121,1
25	15.721	17.155	13.724	46.600	121,1

Laps	Sector 1	Sector 2	Sector 3	Lap Time	Spd
No.9 Van Leeuwen, Martijn					
1	17.151	17.107	13.734	47.992	122,2
2	15.528	16.885	13.706	46.119	122,1
3	15.482	16.856	13.656	45.994	121,6
4	15.582	17.197	13.805	46.584	121,9
5	15.726	17.886	13.789	47.401	122,6
6	15.503	16.878	13.633	46.014	122,4
7	15.465	16.935	13.676	46.076	122,6
8	15.487	16.892	13.729	46.108	122,2
9	15.474	16.959	13.708	46.141	122,1
10	15.498	16.922	13.711	46.131	121,6
11	15.486	16.952	13.695	46.133	122,6
12	15.650	17.794	14.278	47.722	122,4
13	15.606	16.973	13.735	46.314	122,1
14	15.539	17.054	13.732	46.325	122,2
15	15.525	16.984	13.696	46.205	122,4
16	16.044	17.357	13.908	47.309	122,6
17	15.994	17.006	13.685	46.685	122,6
18	15.847	18.950	13.667	48.464	122,9
19	15.579	16.974	13.705	46.258	122,4
20	15.705	17.043	13.757	46.505	122,7
21	15.560	16.916	13.710	46.186	122,4
22	15.516	17.048	13.706	46.270	122,9
23	15.578	16.873	13.797	46.248	122,4
24	15.551	16.918	13.753	46.222	122,1
25	15.744	17.644	13.763	47.151	121,9

Laps	Sector 1	Sector 2	Sector 3	Lap Time	Spd
No.12 Hiltbrand, Pedro					
1	18.042	17.052	14.116	49.210	122,2
2	15.580	17.067	14.036	46.683	121,9
3	15.494	16.903	13.694	46.091	122,2
4	15.557	16.921	13.714	46.192	122,2
5	15.514	17.025	13.682	46.221	122,2
6	15.559	16.855	13.679	46.093	122,4
7	15.596	16.903	13.733	46.232	122,7
8	15.501	17.015	13.723	46.239	122,4
9	15.540	16.988	13.716	46.244	122,6
10	15.521	16.950	13.734	46.205	122,7
11	15.514	16.954	13.735	46.203	122,7
12	15.622	17.045	14.170	46.837	123,7



KF

Final
Lap Time Analysis

For information purposes. No official / regulatory value

Laps	Sector 1	Sector 2	Sector 3	Lap Time	Spd
13	15.639	17.101	14.040	46.780	123,1
14	15.611	17.032	13.674	46.317	122,6
15	15.587	16.975	13.699	46.261	122,6
16	15.590	17.091	13.871	46.552	122,6
17	15.621	17.059	13.738	46.418	122,7
18	15.604	17.006	13.758	46.368	122,6
19	15.642	17.001	13.732	46.375	122,4
20	15.588	16.923	13.748	46.259	122,6
21	15.582	16.926	13.730	46.238	122,6
22	15.586	17.020	13.707	46.313	122,6
23	15.571	16.928	13.724	46.223	122,4
24	15.557	16.962	13.761	46.280	122,2
25	15.634	16.978	14.515	47.127	122,4

No.14 Marcu, Dionisios

Laps	Sector 1	Sector 2	Sector 3	Lap Time	Spd
1	18.877	17.807	13.813	50.497	120,4
2	15.632	17.315	13.779	46.726	120,9
3	16.244	16.902	13.692	46.838	120,9
4	15.678	16.963	13.738	46.379	121,1
5	15.565	16.913	13.748	46.226	121,6
6	15.716	17.323	13.704	46.743	121,4
7	15.555	16.942	13.707	46.204	120,9
8	15.513	17.009	13.822	46.344	121,4
9	15.565	16.940	13.741	46.246	121,2
10	15.649	16.898	13.723	46.270	121,1
11	15.535	16.983	14.054	46.572	122,2
12	15.755	17.383	13.756	46.894	121,1
13	15.702	16.991	13.828	46.521	121,1
14	16.018	17.042	13.696	46.756	121,6
15	15.669	17.013	13.745	46.427	121,6
16	15.730	17.173	13.767	46.670	121,1
17	15.593	16.985	13.745	46.323	120,9
18	15.633	17.055	13.730	46.418	121,4
19	15.609	16.942	13.758	46.309	121,4
20	15.581	17.010	13.748	46.339	120,9
21	15.682	16.905	13.736	46.323	121,4
22	15.539	16.915	13.741	46.195	121,6
23	15.668	17.647	13.728	47.043	121,2
24	15.589	16.949	13.740	46.278	121,4
25	15.597	17.173	13.872	46.642	120,6

No.15 Roes Andersen, Casper

Laps	Sector 1	Sector 2	Sector 3	Lap Time	Spd
1	18.774	17.191	13.681	49.646	122,2
2	16.266	17.347	13.754	47.367	121,1
3	16.213	16.837	13.653	46.703	122,4
4	15.676	16.918	13.735	46.329	122,2
5	15.609	17.024	13.754	46.387	122,4
6	15.839	17.849	13.711	47.399	122,9
7	15.726	16.970	13.673	46.369	122,2
8	15.517	16.998	13.708	46.223	122,6
9	15.646	17.005	13.693	46.344	122,7
10	15.648	16.947	13.666	46.261	122,7
11	15.583	16.884	13.722	46.189	123,1
12	15.738	17.588	13.764	47.090	122,7
13	15.661	16.917	13.708	46.286	122,7
14	15.766	17.047	13.680	46.493	122,6
15	15.660	16.987	13.816	46.463	122,6
16	15.683	17.469	13.776	46.928	122,4
17	15.677	16.967	13.688	46.332	122,7
18	15.836	17.055	13.653	46.544	122,9
19	15.645	16.875	13.787	46.307	122,6
20	15.602	16.898	13.692	46.192	123,1
21	15.711	17.064	13.708	46.483	122,9
22	15.639	16.980	13.779	46.398	122,2
23	15.674	17.309	13.701	46.684	123,1
24	15.755	17.045	13.673	46.473	122,6
25	15.621	17.036	13.725	46.382	122,2

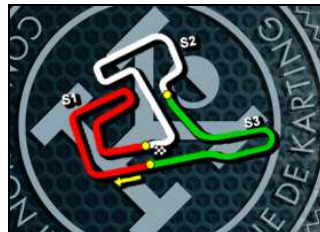
No.16 Travanutto, Lorenzo

Laps	Sector 1	Sector 2	Sector 3	Lap Time	Spd
1	17.633	17.260	14.428	49.321	120,6
2	15.755	17.009	14.015	46.779	120,4
3	15.649	17.174	13.804	46.627	120,3
4	15.538	16.908	13.708	46.154	121,1
5	15.556	16.937	13.734	46.227	120,6
6	16.129	16.903	13.732	46.764	120,9
7	15.525	16.941	13.735	46.201	121,1
8	15.507	17.001	13.995	46.503	120,8
9	15.853	17.134	13.754	46.741	121,4
10	15.514	16.864	13.748	46.126	121,1
11	15.460	16.860	13.764	46.084	121,1
12	15.518	16.951	13.791	46.260	120,8

Laps	Sector 1	Sector 2	Sector 3	Lap Time	Spd
13	15.530	16.891	13.718	46.139	121,1
14	15.524	16.929	13.670	46.123	121,7
15	15.552	16.880	13.700	46.132	121,2
16	15.561	17.130	13.790	46.481	122,2
17	15.685	16.922	13.722	46.329	121,2
18	16.320	19.592	13.776	49.688	121,4
19	15.537	16.840	13.723	46.100	121,2
20	15.575	16.929	13.684	46.188	121,1
21	15.548	16.913	13.708	46.169	121,2
22	15.517	17.008	13.848	46.373	122,6
23	15.490	16.939	13.708	46.137	121,2
24	15.549	16.906	13.785	46.240	120,3
25	15.608	17.642	13.685	46.935	121,7

No.18 Jochimsen, Andreas

Laps	Sector 1	Sector 2	Sector 3	Lap Time	Spd
1	19.400	18.201	14.043	51.644	121,6
2	15.841	17.507	15.682	49.030	119,8
3	16.541	17.673	14.109	48.323	122,6
4	16.507	17.398	14.045	47.950	120,8
5	16.004	17.609	13.706	47.319	122,2
6	15.421	17.058	13.870	46.349	122,6
7	15.786	16.986	13.810	46.582	122,2
8	15.553	17.340	13.737	46.630	121,9
9	15.467	16.817	13.817	46.101	122,1
10	15.469	17.023	13.899	46.391	122,4
11	15.528	16.949	13.803	46.280	122,6
12	15.424	16.854	13.716	45.994	122,2
13	15.412	16.845	13.733	45.990	122,1
14	15.411	16.824	13.753	45.988	122,1
15	15.364	16.931	13.858	46.153	121,9
16	15.399	16.879	13.741	46.019	122,9
17	15.937	16.884	13.803	46.624	122,2
18	15.416	16.905	13.861	46.182	122,6
19	15.465	16.862	13.698	46.025	122,7
20	15.469	16.905	13.736	46.110	123,1
21	15.789	16.891	13.700	46.380	122,4
22	15.399	17.349	13.795	46.543	122,1
23	15.476	16.917	13.736	46.129	122,7
24	15.446	17.255	13.710	46.411	122,6
25	15.644	17.896	13.790	47.330	122,7



KF

Final
Lap Time Analysis

For information purposes. No official / regulatory value

Laps	Sector 1	Sector 2	Sector 3	Lap Time	Spd
No.19 Haapalainen, Tuomas					
1	30.625	17.614	14.031	1:02.270	119,2
2	15.561	17.153	13.852	46.566	119,8
3	15.595	17.177	13.931	46.703	119,0
4	15.592	17.122	13.832	46.546	119,5
5	15.520	17.000	13.783	46.303	120,1
6	15.554	16.945	13.848	46.347	121,2
7	15.519	16.984	13.753	46.256	121,6
8	15.550	16.991	13.728	46.269	121,9
9	15.711	17.029	14.019	46.759	121,4
10	15.622	16.973	13.777	46.372	121,7
11	15.771	17.142	13.933	46.846	121,4
12	15.621	17.008	13.839	46.468	121,2
13	15.631	16.985	13.840	46.456	121,2
14	15.548	16.998	13.867	46.413	121,9
15	15.567	17.177	13.848	46.592	121,1
16	15.658	17.063	13.858	46.579	121,4
17	15.646	17.085	14.101	46.832	121,2
18	15.639	16.957	13.778	46.374	121,2
19	15.561	17.062	13.862	46.485	121,1
20	15.619	17.012	13.811	46.442	121,4
21	15.643	17.092	13.874	46.609	121,4
22	15.590	16.959	13.735	46.284	121,2
23	15.609	17.067	13.782	46.458	121,2
24	15.623	17.179	13.842	46.644	121,6
25	15.629	17.055	13.869	46.553	121,4

Laps	Sector 1	Sector 2	Sector 3	Lap Time	Spd
No.20 Lennox-Lamb, Jordan					
1	17.513	17.083	13.646	48.242	121,4
2	15.652	16.961	13.692	46.305	121,4
3	15.469	16.919	13.635	46.023	121,6
4	15.486	17.182	13.656	46.324	121,2
5	15.774	17.138	13.641	46.553	121,6
6	15.467	16.813	13.633	45.913	121,7
7	15.497	16.931	13.604	46.032	121,9
8	15.561	16.917	13.661	46.139	122,1
9	15.552	16.818	13.589	45.959	122,2
10	15.515	16.883	13.618	46.016	122,1
11	15.605	16.951	13.659	46.215	121,9
12	16.271	17.618	13.808	47.697	121,7

Laps	Sector 1	Sector 2	Sector 3	Lap Time	Spd
13	15.666	16.821	13.584	46.071	121,9
14	15.476	16.867	13.655	45.998	121,9
15	15.499	16.856	13.704	46.059	121,7
16	15.456	16.853	13.745	46.054	121,9
17	15.451	17.035	13.683	46.169	121,6
18	15.606	16.898	13.680	46.184	121,6
19	15.482	16.831	13.693	46.006	121,4
20	15.468	16.804	13.698	45.970	121,6
21	15.472	16.818	13.691	45.981	121,4
22	15.491	16.815	13.650	45.956	121,6
23	15.473	16.785	13.680	45.938	121,6
24	15.522	16.829	13.665	46.016	121,6
25	15.467	16.857	13.697	46.021	121,4

Laps	Sector 1	Sector 2	Sector 3	Lap Time	Spd
No.22 Valtanen, Juh					
1	18.049	17.366	13.828	49.243	122,1
2	16.043	17.146	13.683	46.872	122,1
3	16.280	16.999	13.720	46.999	122,1
4	15.573	16.966	13.695	46.234	121,9
5	15.558	17.035	13.761	46.354	122,2
6	15.640	17.698	13.688	47.026	122,2
7	15.636	17.048	13.676	46.360	122,6
8	15.527	17.049	13.686	46.262	121,9
9	15.558	17.097	13.687	46.342	122,7
10	15.606	17.009	13.671	46.286	122,7
11	15.549	17.037	13.672	46.258	122,7
12	15.646	17.048	13.708	46.402	122,2
13	15.563	16.959	13.690	46.212	121,6
14	15.559	16.995	13.682	46.236	122,2
15	15.630	16.984	13.672	46.286	122,1
16	15.547	17.017	13.776	46.340	122,4
17	15.633	17.084	13.710	46.427	122,2
18	15.662	17.505	13.661	46.828	122,6
19	15.588	17.019	13.698	46.305	121,9
20	16.378	17.071	13.638	47.087	122,9
21	15.625	16.947	13.652	46.224	122,2
22	15.718	17.066	14.034	46.818	122,1
23	16.315	17.328	13.711	47.354	122,1
24	15.657	17.005	13.778	46.440	122,1
25	15.754	17.073	13.750	46.577	122,2

Laps	Sector 1	Sector 2	Sector 3	Lap Time	Spd
No.23 Tiihonen, Niklas					
1	20.226	18.312	13.990	52.528	120,4

Laps	Sector 1	Sector 2	Sector 3	Lap Time	Spd
No.26 Dahlberg, Alexander					
1	18.940	18.499	14.057	51.496	121,1
2	15.800	17.424	13.897	47.121	121,1
3	16.970	18.571	13.994	49.535	120,4
4	16.953	17.400	13.930	48.283	121,4
5	15.766	17.211	13.801	46.778	121,4
6	15.609	17.058	13.811	46.478	121,1
7	15.616	17.237	13.827	46.680	121,2
8	15.665	17.070	13.814	46.549	121,1
9	15.625	17.073	13.800	46.498	120,9
10	15.757	16.998	13.818	46.573	120,9
11	15.684	17.065	14.067	46.816	122,4
12	15.672	16.958	13.746	46.376	121,2
13	15.610	17.014	13.798	46.422	121,2
14	15.614	16.975	13.821	46.410	120,8
15	15.662	17.026	13.852	46.540	120,4
16	15.574	17.020	13.871	46.465	121,1
17	15.672	16.949	13.824	46.445	120,8
18	15.735	17.003	13.894	46.632	120,8
19	15.685	17.059	13.814	46.558	120,9
20	15.537	17.073	13.831	46.441	120,8
21	15.641	16.938	13.838	46.417	120,9
22	15.660	16.962	13.828	46.450	121,2
23	15.665	17.071	13.769	46.505	121,1
24	15.651	17.049	13.750	46.450	121,1
25	15.687	17.025	13.786	46.498	121,1

Laps	Sector 1	Sector 2	Sector 3	Lap Time	Spd
No.27 Moilanen, Aatu					
1	19.605	18.585	13.851	52.041	121,1
2	16.574	17.304	13.940	47.818	121,2
3	15.949	18.283	14.134	48.366	121,2
4	16.413	17.427	14.105	47.945	121,6
5	15.879	17.297	13.824	47.000	120,8
6	15.726	17.538	14.091	47.355	122,1
7	15.867	17.361	14.124	47.352	121,1
8	15.755	17.185	13.831	46.771	121,4
9	15.665	17.198	13.816	46.679	121,1
10	15.683	17.170	14.325	47.178	120,9



KF

Final

Lap Time Analysis

For information purposes. No official / regulatory value

Laps	Sector 1	Sector 2	Sector 3	Lap Time	Spd
11	15.812	17.199	13.774	46.785	121,4
12	15.671	17.211	13.808	46.690	121,1
13	15.728	17.130	13.892	46.750	120,4
14	15.746	17.278	13.894	46.918	120,3
15	15.675	17.576	13.830	47.081	121,7
16	15.751	17.070	13.813	46.634	121,1
17	15.794	17.077	13.876	46.747	121,9
18	15.789	17.128	13.806	46.723	121,6
19	15.718	17.149	13.848	46.715	121,1
20	15.803	17.177	13.879	46.859	121,1
21	15.799	17.118	13.912	46.829	120,8
22	15.815	17.354	13.882	47.051	121,1

No.29 Nerman, Hugo

Laps	Sector 1	Sector 2	Sector 3	Lap Time	Spd
1	18.675	18.121	13.971	50.767	120,1
2	16.019	17.462	14.002	47.483	120,9
3	16.816	17.094	13.808	47.718	119,3
4	15.637	17.068	13.759	46.464	120,3
5	15.608	16.980	13.998	46.586	119,0
6	15.706	16.867	13.912	46.485	119,8
7	16.040	17.025	13.942	47.007	119,6
8	16.154	17.031	13.854	47.039	120,1
9	15.543	17.037	13.989	46.569	119,5
10	15.664	16.985	13.900	46.549	119,3
11	16.453	16.999	13.903	47.355	119,8
12	15.620	16.958	13.909	46.487	120,1
13	15.711	16.979	13.897	46.587	119,8
14	15.718	17.053	13.857	46.628	120,1
15	15.639	17.030	13.871	46.540	119,2
16	15.583	17.040	13.922	46.545	119,9
17	16.258	16.943	13.894	47.095	120,4
18	15.723	17.030	13.874	46.627	119,5
19	15.577	17.017	13.921	46.515	119,3
20	15.770	16.958	14.041	46.769	119,0
21	15.774	17.003	13.844	46.621	119,6
22	15.613	16.901	13.877	46.391	119,6
23	15.932	17.001	13.880	46.813	119,6
24	15.632	17.087	14.000	46.719	119,6
25	15.664	17.058	13.922	46.644	119,5

No.30 Haaga, Anton

Laps	Sector 1	Sector 2	Sector 3	Lap Time	Spd
1	20.369	18.610	14.082	53.061	122,6
2	16.129	18.016	13.669	47.814	122,9
3	16.165	17.612	14.039	47.816	122,9
4	16.366	17.485	14.329	48.180	122,4
5	15.902	18.259	13.668	47.829	123,4
6	16.478	17.192	13.666	47.336	123,2
7	15.625	17.086	13.749	46.460	123,6
8	15.921	16.979	13.708	46.608	122,9
9	15.757	17.041	13.689	46.487	123,9
10	15.664	17.177	13.824	46.665	122,9
11	15.509	17.187	13.723	46.419	123,1
12	15.503	16.963	13.696	46.162	123,2
13	15.495	17.050	13.617	46.162	123,1
14	15.569	16.996	13.725	46.290	123,4
15	15.531	17.108	13.768	46.407	123,4
16	15.938	17.203	13.730	46.871	123,1
17	15.574	17.069	13.754	46.397	122,9
18	15.561	17.036	13.800	46.397	123,2
19	15.695	17.038	13.710	46.443	122,9
20	15.611	17.067	13.780	46.458	122,9
21	15.507	16.999	13.736	46.242	122,6
22	15.643	17.042	13.738	46.423	122,6
23	15.616	17.052	13.887	46.555	122,6
24	15.612	17.000	13.692	46.304	122,7
25	15.583	17.058	13.667	46.308	122,4

No.33 Vigano, Matteo

Laps	Sector 1	Sector 2	Sector 3	Lap Time	Spd
1	20.238	18.664	13.838	52.740	121,7
2	16.075	17.100	14.864	48.039	118,8
3	15.921	17.990	14.020	47.931	122,2
4	16.117	17.072	13.817	47.006	121,6
5	15.605	17.049	13.821	46.475	121,2
6	15.628	17.086	13.951	46.665	121,6

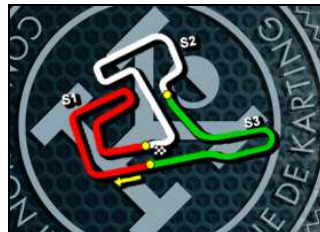
No.34 Baciaska, Rokas

Laps	Sector 1	Sector 2	Sector 3	Lap Time	Spd
1	18.782	18.186	13.734	50.702	121,4
2	16.081	17.305	13.819	47.205	120,8
3	15.639	16.925	13.698	46.262	121,6
4	15.517	17.134	13.733	46.384	121,6
5	15.607	16.949	13.696	46.252	121,6

Laps	Sector 1	Sector 2	Sector 3	Lap Time	Spd
6	15.569	17.217	13.774	46.560	121,7
7	15.519	17.036	13.626	46.181	121,7
8	15.563	17.104	13.687	46.354	121,7
9	15.616	16.990	13.753	46.359	122,1
10	15.546	16.948	13.711	46.205	121,9
11	15.518	16.882	13.815	46.215	122,4
12	15.631	17.762	14.250	47.643	121,9
13	15.787	16.975	13.923	46.685	121,4
14	15.562	17.121	13.717	46.400	121,7
15	15.606	16.979	13.783	46.368	121,6
16	15.591	17.243	13.829	46.663	122,1
17	15.769	16.938	13.784	46.491	121,7
18	15.683	16.979	13.714	46.376	122,4
19	15.719	17.032	13.726	46.477	122,2
20	15.633	16.970	13.780	46.383	121,9
21	15.622	16.907	13.790	46.319	122,1
22	15.618	16.935	13.746	46.299	121,9
23	15.819	17.001	13.832	46.652	121,9
24	15.674	17.064	13.745	46.483	121,9
25	15.714	17.064	13.906	46.684	121,6

No.38 Tillett, Archie

Laps	Sector 1	Sector 2	Sector 3	Lap Time	Spd
1	19.084	18.075	14.003	51.162	121,6
2	15.780	17.403	14.231	47.414	122,2
3	16.763	17.128	13.755	47.646	122,6
4	15.679	17.052	13.797	46.528	123,2
5	15.677	17.495	13.841	47.013	122,7
6	15.585	17.006	13.740	46.331	123,1
7	15.605	17.134	13.712	46.451	123,4
8	15.818	17.083	13.753	46.654	123,1
9	15.614	17.088	13.792	46.494	123,2
10	15.614	17.039	13.775	46.428	122,7
11	15.584	17.008	13.749	46.341	123,2
12	15.525	17.072	13.808	46.405	123,2
13	15.673	17.052	13.861	46.586	122,6
14	15.620	17.180	13.828	46.628	122,7
15	15.591	17.037	13.726	46.354	122,6
16	15.540	17.020	13.818	46.378	122,7
17	15.593	17.085	13.809	46.487	123,1
18	15.620	17.067	13.767	46.454	123,2
19	15.700	17.017	13.753	46.470	122,6



KF

Final

Lap Time Analysis

For information purposes. No official / regulatory value

Laps	Sector 1	Sector 2	Sector 3	Lap Time	Spd
20	15.624	17.088	13.779	46.491	123,1
21	15.591	17.060	13.799	46.450	123,1
22	15.581	17.163	13.748	46.492	123,4
23	15.667	17.340	13.829	46.836	122,9
24	15.604	17.110	13.791	46.505	122,6
25	15.757	17.722	13.918	47.397	122,1

No.47 Miyata, Ritomo

1	19.640	18.592	14.217	52.449	121,1
2	15.943	17.983	13.892	47.818	121,2
3	16.102	17.629	14.081	47.812	122,2
4	16.557	17.466	14.135	48.158	121,1
5	15.850	18.167	13.782	47.799	121,9
6	15.957	16.986	13.876	46.819	121,4
7	15.732	17.059	13.823	46.614	121,6
8	16.212	16.949	13.785	46.946	121,9
9	15.801	16.955	13.710	46.466	121,9
10	15.722	17.002	13.851	46.575	121,6
11	15.814	17.008	13.715	46.537	122,2
12	15.590	16.926	13.704	46.220	121,9
13	15.667	16.930	13.746	46.343	121,9
14	15.634	17.009	13.735	46.378	121,7
15	15.632	16.967	13.793	46.392	121,9
16	15.680	17.164	13.923	46.767	121,9
17	15.688	17.001	13.855	46.544	120,6
18	15.766	17.012	13.747	46.525	121,7
19	15.679	16.993	13.751	46.423	121,7
20	15.664	17.112	13.772	46.548	121,7
21	15.596	16.844	13.669	46.109	121,7
22	15.629	16.958	13.752	46.339	121,6
23	15.631	16.943	13.772	46.346	121,7
24	15.662	16.941	13.699	46.302	122,1
25	15.654	16.997	13.706	46.357	122,1

No.51 Sitnikov, Nikita

1	18.211	17.423	13.833	49.467	120,8
2	16.134	17.088	13.695	46.917	121,2
3	15.857	16.882	13.717	46.456	121,4
4	15.567	16.969	13.631	46.167	121,2
5	15.593	17.035	13.562	46.190	121,4
6	15.789	16.899	13.628	46.316	121,2

Laps	Sector 1	Sector 2	Sector 3	Lap Time	Spd
7	15.532	16.916	13.622	46.070	121,4
8	15.674	16.981	14.181	46.836	121,2
9	15.795	17.732	13.644	47.171	122,1
10	15.591	17.000	13.639	46.230	121,7
11	15.620	17.067	13.651	46.338	121,7
12	15.641	16.977	13.659	46.277	121,6
13	15.570	16.903	13.595	46.068	122,1
14	15.591	16.915	13.645	46.151	121,9
15	15.597	16.976	13.629	46.202	121,6
16	15.564	16.999	13.737	46.300	121,4
17	15.784	17.116	13.693	46.593	122,1
18	15.692	18.316	13.625	47.633	121,7
19	15.566	16.943	13.627	46.136	122,1
20	15.907	17.002	13.678	46.587	121,2
21	15.613	16.909	13.619	46.141	121,2
22	15.601	16.947	13.751	46.299	121,6
23	15.557	16.917	13.719	46.193	121,2
24	15.585	16.992	14.038	46.615	121,7
25	15.765	17.747	13.770	47.282	121,4

No.52 Mavlanov, Denis

1	19.421	18.430	14.019	51.870	119,2
2	16.329	17.124	15.115	48.568	119,3
3	16.050	17.618	14.336	48.004	120,3
4	16.531	17.449	14.008	47.988	119,5
5	15.749	17.301	13.759	46.809	120,4
6	15.763	17.203	13.930	46.896	119,5
7	15.641	17.089	13.841	46.571	119,6
8	15.640	17.732	13.830	47.202	119,8
9	15.618	17.095	13.802	46.515	119,8
10	15.701	16.963	13.828	46.492	119,8
11	15.651	16.964	13.838	46.453	119,5
12	15.622	16.986	13.835	46.443	119,6
13	15.643	16.942	13.995	46.580	119,6
14	15.607	16.996	13.792	46.395	119,6
15	15.609	17.028	13.947	46.584	119,5
16	16.192	17.193	13.882	47.267	119,9
17	15.668	17.038	14.205	46.911	119,8
18	15.717	17.138	13.847	46.702	119,9
19	15.722	17.016	13.899	46.637	119,9
20	15.610	17.078	13.863	46.551	119,9

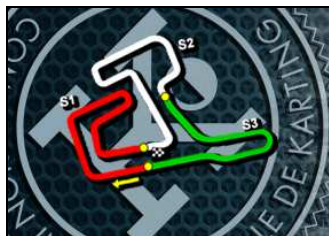
Laps	Sector 1	Sector 2	Sector 3	Lap Time	Spd
21	15.651	17.053	13.861	46.565	119,6
22	15.725	17.009	13.928	46.662	119,6
23	15.693	17.096	13.797	46.586	119,6
24	15.707	17.121	13.868	46.696	119,8
25	15.677	17.146	13.905	46.728	119,5

No.53 Lloveras Brunet, Xavier

1	18.369	18.239	13.806	50.414	122,1
2	16.136	17.332	14.369	47.837	121,7
3	17.375	18.462	13.784	49.621	122,4
4	15.648	17.077	13.694	46.419	122,1
5	15.539	17.085	13.742	46.366	122,2
6	15.568	17.048	13.833	46.449	122,4
7	15.618	17.046	13.771	46.435	121,9
8	15.581	16.992	13.758	46.331	122,7
9	15.610	17.039	13.997	46.646	122,6
10	15.656	17.042	13.725	46.423	122,7
11	15.961	17.078	13.736	46.775	122,4
12	15.577	17.042	13.799	46.418	122,2
13	15.754	17.070	13.737	46.561	122,4
14	15.583	17.039	13.851	46.473	122,4
15	15.629	17.056	13.774	46.459	121,9
16	15.552	17.056	13.808	46.416	122,2
17	15.700	16.982	13.834	46.516	122,1
18	15.583	17.057	13.818	46.458	122,1
19	15.549	17.065	13.806	46.420	121,9
20	15.525	17.068	13.777	46.370	122,2
21	16.158	17.049	13.806	47.013	122,2
22	15.709	17.042	13.714	46.465	122,4
23	15.593	17.215	13.762	46.570	122,1
24	15.551	17.032	13.770	46.353	122,2
25	15.675	17.273	13.721	46.669	122,6

No.57 Guazzaroni, Alessio

1	20.061	18.337	13.883	52.281	120,4
2	16.396	17.205	14.296	47.897	121,1
3	16.182	18.351	13.924	48.457	119,9
4	16.336	17.067	13.713	47.116	121,1
5	15.578	16.877	13.746	46.201	121,2
6	15.470	16.957	13.784	46.211	121,6
7	15.511	16.983	14.037	46.531	121,1



KF

Final

Lap Time Analysis

For information purposes. No official / regulatory value

Laps	Sector 1	Sector 2	Sector 3	Lap Time	Spd	Laps	Sector 1	Sector 2	Sector 3	Lap Time	Spd
8	15.555	17.006	13.826	46.387	121,6	8	15.703	16.942	13.882	46.527	121,2
9	15.558	17.007	13.761	46.326	121,6	9	15.610	16.987	13.774	46.371	120,6
10	15.537	17.069	13.791	46.397	121,7	10	15.571	17.024	13.843	46.438	121,1
11	15.911	17.216	13.869	46.996	121,4	11	15.809	17.519	14.537	47.865	120,3
12	15.669	17.174	13.850	46.693	121,6						

No.58 Albano, Adriano

1	18.997	18.180	13.893	51.070	122,2
2	16.017	17.472	14.085	47.574	121,7
3	16.460	17.156	13.917	47.533	122,6
4	15.715	17.017	13.793	46.525	122,4
5	15.558	16.952	13.803	46.313	122,4
6	15.585	17.025	13.846	46.456	122,4
7	15.525	17.112	13.831	46.468	122,2
8	15.588	17.043	13.835	46.466	122,2
9	15.610	17.055	14.118	46.783	122,4
10	15.634	17.043	13.826	46.503	121,7
11	15.557	16.937	13.747	46.241	122,9
12	15.571	17.040	13.826	46.437	122,9
13	15.613	17.015	13.789	46.417	122,4
14	15.650	16.995	13.890	46.535	122,6
15	15.595	16.997	13.837	46.429	122,2
16	15.583	16.950	13.822	46.355	122,6
17	15.569	17.050	13.772	46.391	122,4
18	15.667	17.067	13.781	46.515	122,4
19	15.578	16.954	13.832	46.364	122,7
20	15.617	16.923	13.821	46.361	122,7
21	15.552	17.011	13.783	46.346	122,2
22	15.621	16.951	13.754	46.326	122,9
23	15.555	17.039	13.769	46.363	122,9
24	15.577	16.982	13.867	46.426	122,6
25	15.626	17.071	14.077	46.774	114,9

No.60 Sorensen, Christian

1	18.964	18.317	14.575	51.856	114,0
2	16.383	18.213	14.720	49.316	111,6
3	16.978	17.827	14.664	49.469	120,3
4	15.875	17.086	13.789	46.750	120,9
5	15.632	17.239	13.806	46.677	120,3
6	15.752	17.088	13.805	46.645	121,1
7	15.595	17.035	13.844	46.474	121,2



47	Miyata, Ritomo Tony Kart / Vortex / Vega		17	52	Mavlanov, Denis Tony Kart / TM Racing / Vega	
4	Tiene, Felice CRG / Parilla / Vega		16	27	Moilanen, Aatu Tony Kart / Vortex / Vega	
30	Haaga, Anton Tony Kart / Vortex / Vega		15	23	Tiihonen, Niklas Kosmic / Vortex / Vega	
38	Tillett, Archie CRG / Parilla / Vega		14	33	Vigano, Matteo Top Kart / Parilla / Vega	
29	Nerman, Hugo Tony Kart / Vortex / Vega		13	26	Dahlberg, Alexander Tony Kart / Vortex / Vega	
60	Sorensen, Christian Tony Kart / Vortex / Vega		12	53	Lloveras Brunet, Xavier Zanardi / TM Racing / Vega	
57	Guazzaroni, Alessio Intrepid / TM Racing / Vega		11	19	Haapalainen, Tuomas Croc Promotions / TM Racing / Vega	
18	Jochimsen, Andreas Kosmic / Vortex / Vega		10	58	Albano, Adriano Tony Kart / TM Racing / Vega	
34	Baciuska, Rokas Exprit / Vortex / Vega		9	5	Correa, Juan Energy Corse / TM Racing / Vega	
21	Lorandi, Leonardo Tony Kart / Vortex / Vega		8	14	Marcu, Dionisios Tony Kart / Vortex / Vega	
15	Roes Andersen, Casper FA Kart / Vortex / Vega		7	51	Sitnikov, Nikita Tony Kart / TM Racing / Vega	
22	Valtanen, Juho Kosmic / Vortex / Vega		6	8	Armstrong, Marcus Tony Kart / Vortex / Vega	
16	Travisanutto, Lorenzo Tony Kart / TM Racing / Vega		5	12	Hiltbrand, Pedro CRG / Parilla / Vega	
9	Van Leeuwen, Martijn CRG / TM Racing / Vega		4	3	Verschoor, Richard Exprit / Vortex / Vega	
1	Hanley, Ben Croc Promotions / TM Racing / Vega		3	20	Lennox-Lamb, Jordon Birel Art / Parilla / Vega	
2	Joyner, Tom Zanardi / TM Racing / Vega		2	6	Nielsen, Nicklas Tony Kart / Vortex / Vega	
7	Basz, Karol Kosmic Kart / Vortex / Vega		1			

POLE POSITION

