



# Wackersdorf | 07 - 10.06.2012

## CIK-FIA European KZ2 Championship



# KZ2

## KZ2 Final (F) Results

## Document 78.1 OFFICIAL

Subject to scrutineering & sporting investigations

Rnk	No.	Entrant	Nat	Driver	Nat	Equipment	Laps	Gap	Interv.	Best Lap	dB
1	250	Energy Corse	ITA	Juodvirsis, Simas	LTU	Energy / TM / Vega	25			48.791	115.1
2	221	Jedi Racingteam	DEU	Di Martino, Michele	DEU	Energy / TM / Vega	25	<b>2.609</b>	2.609	48.652	115.1
3	269	Meindorfer, Marvin	DEU	Meindorfer, Marvin	DEU	Tony Kart / Vortex / Vega	25	<b>3.723</b>	1.114	49.004	110.9
4	218	AVG Racing	NLD	Davies, Dylan	NLD	PCR / TM / Vega	25	<b>3.827</b>	0.104	48.627	113.1
5	229	Ward Racing	SWE	Fasberg, Andreas	DNK	Tony Kart / Vortex / Vega	25	<b>6.727</b>	2.900	48.722	112.5
6	214	Christensen, Jim	DNK	Christensen, Michael E.	DNK	Energy / Vortex / Vega	25	<b>7.382</b>	0.655	48.499	115.0
7	282	Team Panfilov	RUS	Panfilov, Leonid	RUS	BRM / TM / Vega	25	<b>9.164</b>	1.782	48.975	115.7
8	270	Joka Kart Team	CZE	Midrla, Jan	CZE	Birel / TM / Vega	25	<b>9.961</b>	0.797	48.546	117.2
9	259	CRG SpA	ITA	Lennox-Lamb, Jordon	GBR	CRG / Maxter / Vega	25	<b>10.450</b>	0.489	48.459	114.2
10	308	CRG SpA	ITA	Tilloca, Luca	ITA	Kali'Kart / TM / Vega	25	<b>11.824</b>	1.374	48.614	115.2
11	274	DR Srl	ITA	Negro, Riccardo	DEU	DR / TM / Vega	25	<b>13.123</b>	1.299	48.805	113.1
12	277	Energy Racing Norway	NOR	Ostvold, Kenneth J.	NOR	Energy / Vortex / Vega	25	<b>14.283</b>	1.160	48.502	115.1
13	230	Fiault, Charles	FRA	Fiault, Charles	FRA	Sodi / Maxter / Vega	25	<b>16.193</b>	1.910	48.728	113.1
14	314	CRG Holland	NLD	Van Haandel, Chantal	NLD	CRG / TM / Vega	25	<b>16.433</b>	0.240	48.731	115.6
15	249	KSM Racing Team	DEU	Jeleniowski, Marcel	DEU	Tony Kart / Vortex / Vega	25	<b>21.119</b>	4.686	48.787	114.6
16	278	KSW-Racing	DEU	Oswald, Rene	AUT	Tony Kart / Vortex / Vega	25	<b>21.412</b>	0.293	48.716	115.9
17	216	Da Silva, Clement	FRA	Da Silva, Clement	FRA	Praga / Parilla / Vega	25	<b>22.037</b>	0.625	48.395	113.1
18	280	Paauperkartracing	NLD	Paauwe, Menno	NLD	Birel / TM / Vega	25	<b>24.122</b>	2.085	48.937	111.1
19	233	AVG Racing	NLD	Geerts, Roy	NLD	PCR / TM / Vega	25	<b>29.075</b>	4.953	49.435	114.4
20	203	Righetti Ridolfi SPA	ITA	Arrue, Alexandre	FRA	Righetti / TM / Vega	25	<b>30.565</b>	1.490	48.933	113.8
21	241	Gyr, Kevin	CHE	Gyr, Kevin	CHE	Tony Kart / Vortex / Vega	25	<b>50.468</b>	19.903	48.626	113.1
22	228	Fabiani, Alessandro	ITA	Fabiani, Alessandro	ITA	CRG / TM / Vega	17	<b>8 Laps</b>	8 Laps	49.217	111.2
23	262	CKR	ITA	Lundberg, Douglas	SWE	CKR / TM / Vega	15	<b>10 Laps</b>	2 Laps	49.115	115.6
24	320	Energy Corse	ITA	Zanchetta, Marco	ITA	Energy / TM / Vega	14	<b>11 Laps</b>	1 Lap	49.557	115.4
25	206	KSM Racing Team	DEU	Becker, Julian	DEU	Tony Kart / Vortex / Vega	12	<b>13 Laps</b>	2 Laps	49.467	111.6
26	248	Praga Kart Racing	CZE	Janous, Adam	CZE	Praga / Parilla / Vega	10	<b>15 Laps</b>	2 Laps	49.903	
27	295	RK Racing Team	AUT	Sani, Flavio	ITA	Birel / TM / Vega	7	<b>18 Laps</b>	3 Laps	1:00.422	
28	242	Hansen, Jonas	DNK	Hansen, Jonas	DNK	Maranello / Vortex / Vega	5	<b>20 Laps</b>	2 Laps	52.715	
29	292	Romkema, Ricardo	NLD	Romkema, Ricardo	NLD	Energy / TM / Vega	4	<b>21 Laps</b>	1 Lap	54.167	
30	224	Praga Kart Racing	CZE	Doubek, Martin	CZE	Praga / TM / Vega	3	<b>22 Laps</b>	1 Lap	54.207	
31	312	Maddox	NLD	Van Der Burgt, Ryan	NLD	Maddox / TM / Vega	0	<b>25 Laps</b>	3 Laps		
32	273	Müller, Peter	AUT	Müller, Marcel	AUT	CRG / Maxter / Vega	0	<b>25 Laps</b>	0.699		
33	212	BRM Racing	ITA	Cavalieri, Alberto	ITA	BRM / Maxter / Vega	0	<b>25 Laps</b>	1.524		

### Not Classified

298	M-Tec Kart	DEU	Schmitz, Alexander	DEU	Praga / Vortex / Vega			<b>DNS</b>			
-----	------------	-----	--------------------	-----	-----------------------	--	--	------------	--	--	--

Start Time : 10/06/2012 - 14:43:03

Best Lap : No.216 Da Silva, Clement

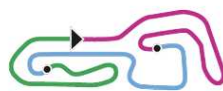
48.395 90.90 Kph

Weather : Cloudy Air : 16°C Track : Drying

Event Record : No.270 Midrla, Jan

47.243 93.11 Kph

Wackersdorf (DEU) - 07/06/2012 - 10/06/2012





# Wackersdorf | 07 - 10.06.2012

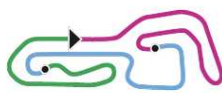
## CIK-FIA European KZ2 Championship



### KZ2 Final (F) Lap Chart

For information purposes. No official / regulatory value

	1	2	3	4	5	6	7	8	9	10	11	12	13	14	15	16	17	18	19	20	21	22	23	24	25	26	27	28	29	30	31	32	33	34	
<b>Grid</b>	250	269	221	249	280	274	270	242	312	241	218	282	259	273	206	278	248	224	229	314	203	320	214	308	292	212	228	298	233	216	295	262	277	230	
<b>Start</b>	250	269	249	221	280	274	270	<del>312</del>	242	241	218	282	259	206	<del>273</del>	224	229	248	203	314	320	214	308	292	278	233	<del>212</del>	216	228	262	295	230	277		
<b>Lap 1 Interval</b>	250	269	274	282	259	241	224	203	221	218	278	242	229	206	292	320	214	248	249	233	262	308	230	314	228	277	270	216	295	280					
<b>Lap 2</b>	250	269	274	282	259	224	203	218	241	221	242	278	229	206	320	214	292	248	262	308	233	230	314	249	228	277	270	216	295	280					
<b>Lap 3</b>	250	269	282	259	203	<del>224</del>	218	221	278	229	274	242	241	320	206	248	262	214	292	308	230	233	314	228	270	277	216	249	280	295					
<b>Lap 4</b>	250	269	282	218	221	278	259	229	274	242	241	320	248	214	<del>292</del>	262	308	206	230	314	228	270	233	277	216	249	280	203	295						
<b>Lap 5</b>	250	269	282	218	221	278	259	<del>242</del>	229	320	274	241	248	214	308	230	314	270	277	262	233	216	249	206	280	203	228	295							
<b>Lap 6</b>	250	269	282	218	221	259	229	241	320	214	248	274	308	230	270	314	277	262	233	216	249	206	278	280	203	228	295								
<b>Lap 7</b>	250	269	218	282	221	229	259	320	241	214	248	274	308	230	270	314	277	262	216	249	233	206	278	280	203	228	<del>295</del>								
<b>Lap 8</b>	250	269	218	221	282	229	259	320	241	214	248	274	308	230	270	314	277	262	249	216	233	206	278	280	203	228									
<b>Lap 9</b>	250	269	218	221	282	229	320	259	241	214	248	274	308	230	270	314	277	262	249	216	233	206	278	280	203	228									
<b>Lap 10</b>	250	269	218	221	282	229	320	241	214	<del>248</del>	259	274	308	230	270	314	262	277	249	216	233	206	278	280	203	228									
<b>Lap 11</b>	250	269	221	218	282	229	320	241	214	259	274	270	308	230	314	262	277	216	249	233	206	278	280	203	228										
<b>Lap 12</b>	250	269	221	218	282	229	320	241	214	259	270	274	308	230	262	314	277	216	249	<del>206</del>	233	278	280	203	228										
<b>Lap 13</b>	250	269	221	218	282	229	214	241	320	259	270	274	308	230	262	314	277	216	249	233	278	280	203	228											
<b>Lap 14</b>	250	269	221	218	282	229	214	241	259	270	<del>320</del>	308	274	262	230	314	277	216	249	233	278	280	203	228											
<b>Lap 15</b>	250	269	221	218	282	229	214	241	270	259	308	274	<del>262</del>	230	277	314	216	249	278	233	280	203	228												
<b>Lap 16</b>	250	269	221	218	282	229	214	241	270	259	308	274	230	277	314	216	249	278	280	233	203	228													
<b>Lap 17</b>	250	269	221	218	282	229	214	241	270	259	308	274	230	277	314	249	216	278	280	233	203	<del>228</del>													
<b>Lap 18</b>	250	269	221	218	282	229	214	270	259	308	241	274	230	277	314	249	216	278	280	233	203														
<b>Lap 19</b>	250	269	221	218	229	282	214	270	259	308	274	230	277	241	314	249	216	278	280	233	203														
<b>Lap 20</b>	250	269	221	218	229	282	214	270	259	308	274	277	230	314	249	216	241	278	280	233	203														
<b>Lap 21</b>	250	269	221	218	229	282	214	270	259	308	274	277	230	314	249	241	216	278	280	233	203														





Wackersdorf | 07 - 10.06.2012

CIK-FIA European KZ2 Championship



KZ2

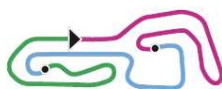


KZ2

Final (F)  
Lap Chart

For information purposes. No official / regulatory value

Lap 22	250	269 3.4	221 0.4	218 1.0	229 3.4	282 0.8	214 0.1	270 2.6	259 0.3	308 1.1	274 1.0	277 2.1	230 1.0	314 0.5	241 2.7	249 1.1	278 0.6	216 1.4	280 0.8	233 3.4	203 3.0
Lap 23	250	269 3.9	221 0.0	218 0.7	229 3.3	214 1.1	282 0.6	270 1.6	259 0.4	308 1.3	274 1.0	277 1.9	230 1.2	314 0.4	241 2.6	249 1.6	278 0.3	216 1.6	280 0.8	233 3.9	203 2.6
Lap 24	250	221 4.2	269 0.4	218 0.1	229 3.2	214 1.0	282 1.0	270 1.0	259 0.3	308 1.4	274 1.2	277 1.7	230 1.4	314 0.4	241 2.6	249 1.7	278 0.3	216 1.2	280 1.3	233 4.6	203 1.9
Lap 25	250	221 2.6	269 1.1	218 0.1	229 2.9	214 0.6	282 1.7	270 0.7	259 0.4	308 1.3	274 1.2	277 1.1	230 1.9	314 0.2	249 4.6	278 0.2	216 0.6	280 2.0	233 4.9	203 1.4	241 19.9





Wackersdorf | 07 - 10.06.2012

CIK-FIA European KZ2 Championship



**KZ2** Final (F)  
Analysis

For information purposes. No official / regulatory value

Laps	Sector 1	Sector 2	Sector 3	Lap Time
<b>No.203 Arrue, Alexandre</b>				
1	22.640	19.121	17.705	59.466
2	19.113	18.224	17.481	54.818
3	18.527	17.730	17.039	53.296
4	19.249	37.142	18.008	1:14.399
5	19.148	17.902	17.109	54.159
6	18.385	17.516	16.864	52.765
7	18.187	17.155	16.454	51.796
8	17.981	17.034	16.543	51.558
9	17.742	16.651	16.181	50.574
10	17.534	16.691	16.085	50.310
11	17.516	16.563	16.089	50.168
12	17.459	16.455	16.257	50.171
13	17.213	16.401	15.990	49.604
14	17.237	16.275	15.825	49.337
15	17.196	16.294	15.853	49.343
16	17.194	16.327	15.756	49.277
17	17.185	16.235	15.726	49.146
18	17.152	<b>16.180</b>	15.759	49.091
19	17.177	16.218	15.643	49.038
20	<b>17.065</b>	16.193	15.729	48.987
21	17.196	16.204	15.707	49.107
22	17.280	16.388	15.777	49.445
23	17.147	16.224	15.683	49.054
24	17.074	16.227	15.656	48.957
25	17.091	16.251	<b>15.591</b>	<b>48.933</b>

Laps	Sector 1	Sector 2	Sector 3	Lap Time
<b>No.206 Becker, Julian</b>				
1	23.427	19.046	19.724	1:02.197
2	19.301	17.973	17.526	54.800
3	19.104	17.547	17.614	54.265
4	18.483	18.911	19.158	56.552
5	18.488	25.101	17.771	1:01.360
6	18.426	17.435	16.906	52.767
7	18.052	17.048	16.717	51.817
8	17.736	16.969	16.476	51.181
9	17.829	16.607	16.143	50.579
10	17.453	16.455	16.128	50.036
11	17.483	<b>16.376</b>	<b>15.838</b>	49.697
12	<b>17.182</b>	16.399	15.886	<b>49.467</b>

Laps	Sector 1	Sector 2	Sector 3	Lap Time
<b>No.214 Christensen, Michael E.</b>				
1	23.807	21.146	17.669	1:02.622
2	18.989	17.928	17.169	54.086
3	18.716	17.574	18.264	54.554
4	18.437	17.711	18.143	54.291
5	18.331	17.202	16.728	52.261
6	19.748	17.466	16.759	53.973
7	17.968	16.860	16.532	51.360
8	17.723	16.517	16.261	50.501
9	17.467	16.484	16.355	50.306

Laps	Sector 1	Sector 2	Sector 3	Lap Time
10	17.963	16.497	16.079	50.539
11	17.516	16.328	16.017	49.861
12	17.129	16.171	15.818	49.118
13	17.592	16.195	16.018	49.805
14	17.154	16.206	15.845	49.205
15	17.143	16.117	15.716	48.976
16	17.019	16.112	15.709	48.840
17	17.002	16.092	15.634	48.728
18	16.981	16.053	15.571	48.605
19	17.058	16.143	15.617	48.818
20	17.125	16.047	15.800	48.972
21	17.161	16.156	15.773	49.090
22	17.014	16.099	<b>15.535</b>	48.648
23	17.232	16.102	15.644	48.978
24	16.985	<b>16.035</b>	15.590	48.610
25	<b>16.903</b>	16.060	15.536	<b>48.499</b>

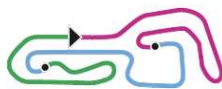
Laps	Sector 1	Sector 2	Sector 3	Lap Time
<b>No.216 Da Silva, Clement</b>				
1	24.661	20.673	19.633	1:04.967
2	19.396	18.125	17.360	54.881
3	18.936	18.785	18.037	55.758
4	18.714	17.453	17.475	53.642
5	18.412	17.387	17.226	53.025
6	18.591	17.307	16.826	52.724
7	18.262	16.895	16.531	51.688
8	18.063	16.630	16.640	51.333
9	17.763	16.765	16.277	50.805
10	17.452	16.334	15.992	49.778
11	17.466	16.226	15.815	49.507
12	17.169	16.194	15.915	49.278
13	17.245	16.310	15.833	49.388
14	17.163	16.128	15.713	49.004
15	17.343	16.511	16.128	49.982
16	17.653	16.248	15.914	49.815
17	17.637	16.206	15.664	49.507
18	17.024	15.985	15.653	48.662
19	17.538	16.991	16.030	50.559
20	17.992	16.153	15.490	49.635
21	17.293	17.115	17.579	51.987
22	18.524	16.869	15.903	51.296
23	17.337	16.099	15.544	48.980
24	17.008	15.978	15.462	48.448
25	<b>17.001</b>	<b>15.975</b>	<b>15.419</b>	<b>48.395</b>

Laps	Sector 1	Sector 2	Sector 3	Lap Time
<b>No.218 Davies, Dylan</b>				
1	23.331	19.227	18.489	1:01.047
2	18.886	18.059	17.327	54.272
3	18.631	17.686	17.510	53.827
4	18.275	17.495	17.087	52.857
5	17.967	17.346	17.071	52.384
6	17.944	17.139	16.955	52.038

Laps	Sector 1	Sector 2	Sector 3	Lap Time
7	18.120	17.202	16.706	52.028
8	17.818	17.020	16.406	51.244
9	17.543	16.653	16.389	50.585
10	17.479	16.573	16.270	50.322
11	18.085	16.425	16.104	50.614
12	17.618	16.290	15.933	49.841
13	17.249	16.186	15.784	49.219
14	17.206	16.201	15.720	49.127
15	17.050	16.111	15.684	48.845
16	17.121	16.211	15.712	49.044
17	17.076	16.102	15.647	48.825
18	<b>16.967</b>	16.081	15.611	48.659
19	17.027	16.116	15.671	48.814
20	17.075	16.272	15.688	49.035
21	17.095	16.099	15.614	48.808
22	17.010	<b>16.013</b>	<b>15.604</b>	<b>48.627</b>
23	17.047	16.111	15.652	48.810
24	17.154	16.079	15.670	48.903
25	17.252	16.230	15.721	49.203

Laps	Sector 1	Sector 2	Sector 3	Lap Time
<b>No.221 Di Martino, Michele</b>				
1	21.915	18.824	20.890	1:01.629
2	19.655	18.123	17.548	55.326
3	18.480	17.803	17.059	53.342
4	18.555	18.457	17.072	54.084
5	18.210	17.274	16.679	52.163
6	17.905	17.002	16.605	51.512
7	18.364	17.136	16.580	52.080
8	17.802	16.934	16.353	51.089
9	17.639	16.600	16.200	50.439
10	17.583	16.470	16.031	50.084
11	17.766	16.456	16.027	50.249
12	17.285	16.200	15.853	49.338
13	17.291	16.189	15.821	49.301
14	17.275	16.118	15.804	49.197
15	17.129	16.113	15.705	48.947
16	17.139	16.083	15.654	48.876
17	17.070	16.121	15.607	48.798
18	17.066	16.089	15.594	48.749
19	17.037	16.103	15.590	48.730
20	<b>16.984</b>	16.055	15.648	48.687
21	17.042	16.082	15.624	48.748
22	17.004	<b>16.052</b>	15.667	48.723
23	17.121	16.245	15.729	49.095
24	17.341	16.164	<b>15.492</b>	48.997
25	17.062	16.057	15.533	<b>48.652</b>

Laps	Sector 1	Sector 2	Sector 3	Lap Time
<b>No.224 Doubek, Martin</b>				
1	22.222	19.590	17.747	59.559
2	19.094	18.160	<b>17.242</b>	54.496
3	<b>18.844</b>	<b>17.834</b>	17.529	<b>54.207</b>





Wackersdorf | 07 - 10.06.2012

CIK-FIA European KZ2 Championship



**KZ2** Final (F)  
Analysis

For information purposes. No official / regulatory value

Laps	Sector 1	Sector 2	Sector 3	Lap Time
<b>No.228 Fabiani, Alessandro</b>				
1	24.585	20.972	18.211	1:03.768
2	19.714	18.281	17.377	55.372
3	18.996	18.435	17.435	54.866
4	18.423	17.399	16.995	52.817
5	18.430	17.397	37.792	1:13.619
6	18.784	17.507	17.065	53.356
7	18.353	17.088	17.028	52.469
8	18.127	17.067	18.067	53.261
9	18.894	17.229	16.955	53.078
10	17.962	16.591	16.323	50.876
11	17.727	16.485	16.329	50.541
12	17.594	16.600	16.274	50.468
13	17.564	16.315	16.037	49.916
14	17.475	16.243	15.832	49.550
15	17.348	<b>16.121</b>	15.826	49.295
16	<b>17.297</b>	16.128	<b>15.792</b>	<b>49.217</b>
17	17.366	16.738	18.067	52.171

Laps	Sector 1	Sector 2	Sector 3	Lap Time
<b>No.229 Fasberg, Andreas</b>				
1	23.388	19.009	19.316	1:01.713
2	18.534	18.017	17.218	53.769
3	19.060	17.810	16.782	53.652
4	18.425	18.939	17.081	54.445
5	18.696	17.871	16.738	53.305
6	18.455	17.456	16.898	52.809
7	18.006	17.201	16.539	51.746
8	17.814	16.980	16.285	51.079
9	17.623	16.676	16.216	50.515
10	17.365	16.536	16.002	49.903
11	17.549	16.335	15.882	49.766
12	17.311	16.369	15.721	49.401
13	17.369	16.477	15.740	49.586
14	17.129	16.299	15.729	49.157
15	17.198	16.229	15.645	49.072
16	17.185	16.305	15.642	49.132
17	17.026	16.238	15.712	48.976
18	17.103	16.131	<b>15.546</b>	48.780
19	17.053	16.266	15.850	49.169
20	17.016	16.153	15.590	48.759
21	17.100	<b>16.040</b>	15.635	48.775
22	17.106	16.328	15.777	49.211
23	17.082	16.086	15.554	<b>48.722</b>
24	17.017	16.165	15.550	48.732
25	<b>17.007</b>	16.150	15.745	48.902

Laps	Sector 1	Sector 2	Sector 3	Lap Time
<b>No.230 Fiault, Charles</b>				
1	24.393	20.466	18.153	1:03.012
2	19.315	<b>18.120</b>	17.676	55.111
3	<b>18.758</b>	18.237	<b>17.051</b>	54.046
4				53.416

Laps	Sector 1	Sector 2	Sector 3	Lap Time
5				53.211
6				52.827
7				52.094
8				50.812
9				50.501
10				50.325
11				49.817
12				49.839
13				49.569
14				49.867
15				50.064
16				48.844
17				49.066
18				49.010
19				51.262
20				49.602
21				49.007
22				48.764
23				48.832
24				<b>48.728</b>
25				48.998

Laps	Sector 1	Sector 2	Sector 3	Lap Time
<b>No.233 Geerts, Roy</b>				
1	24.165	20.462	17.966	1:02.593
2	19.635	18.776	17.632	56.043
3	18.873	18.586	17.427	54.886
4	18.615	18.277	17.673	54.565
5	19.076	17.861	17.256	54.193
6	18.463	17.480	16.907	52.850
7	19.034	17.316	16.742	53.092
8	18.094	17.109	16.574	51.777
9	17.868	16.935	16.558	51.361
10	18.007	16.822	16.335	51.164
11	17.656	16.606	16.258	50.520
12	17.543	16.542	16.425	50.510
13	17.462	16.443	16.241	50.146
14	17.390	16.366	15.991	49.747
15	18.025	16.455	16.037	50.517
16	17.794	16.539	16.104	50.437
17	17.343	16.385	15.918	49.646
18	17.217	16.392	15.941	49.550
19	17.205	16.333	15.945	49.483
20	17.290	16.452	15.842	49.584
21	17.236	16.426	15.901	49.563
22	17.270	16.473	15.812	49.555
23	<b>17.200</b>	16.402	15.891	49.493
24	17.395	16.403	<b>15.787</b>	49.585
25	17.277	<b>16.307</b>	15.851	<b>49.435</b>

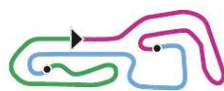
Laps	Sector 1	Sector 2	Sector 3	Lap Time
<b>No.241 Gyr, Kevin</b>				
1	23.041	19.095	17.769	59.905

Laps	Sector 1	Sector 2	Sector 3	Lap Time
2	19.180	18.569	18.001	55.750
3	18.894	18.876	17.902	55.672
4	18.368	17.933	17.129	53.430
5	18.633	17.894	17.248	53.775
6	19.317	17.727	16.779	53.823
7	17.932	16.829	16.709	51.470
8	17.739	16.659	16.289	50.687
9	17.614	16.479	16.527	50.620
10	17.957	16.431	15.971	50.359
11	17.668	16.229	15.778	49.675
12	17.122	16.308	15.813	49.243
13	17.478	16.525	16.369	50.372
14	17.311	16.284	16.004	49.599
15	17.322	16.249	15.944	49.515
16	17.300	16.149	16.588	50.037
17	17.259	16.258	<b>15.570</b>	49.087
18	17.893	16.559	16.345	50.797
19	18.601	17.480	16.260	52.341
20	18.428	16.226	15.583	50.237
21	17.152	16.685	16.465	50.302
22	17.514	16.328	15.577	49.419
23	<b>16.948</b>	<b>16.086</b>	15.592	<b>48.626</b>
24	16.985	16.162	15.590	48.737
25	45.203	17.542	17.414	1:20.159

Laps	Sector 1	Sector 2	Sector 3	Lap Time
<b>No.242 Hansen, Jonas</b>				
1	24.842	18.868	18.100	1:01.810
2	18.987	17.869	17.505	54.361
3	19.532	17.895	17.694	55.121
4	<b>18.317</b>	18.010	17.042	53.369
5	18.419	<b>17.327</b>	<b>16.969</b>	<b>52.715</b>

Laps	Sector 1	Sector 2	Sector 3	Lap Time
<b>No.248 Janous, Adam</b>				
1	24.459	20.633	18.085	1:03.177
2	19.112	18.035	17.266	54.413
3	18.822	17.561	17.318	53.701
4	18.327	18.160	17.848	54.335
5	18.373	17.157	16.692	52.222
6	20.370	17.499	16.856	54.725
7	18.193	16.930	16.458	51.581
8	17.529	16.728	16.253	50.510
9	<b>17.465</b>	<b>16.452</b>	<b>15.986</b>	<b>49.903</b>
10	18.006	16.498	16.156	50.660

Laps	Sector 1	Sector 2	Sector 3	Lap Time
<b>No.249 Jeleniowski, Marcel</b>				
1	21.422	19.620	24.090	1:05.132
2	19.937	18.564	18.638	57.139
3	19.335	19.458	18.170	56.963
4	18.676	17.998	17.216	53.890
5	18.481	17.772	17.498	53.751
6	18.176	17.131	16.540	51.847
7	18.117	16.872	16.409	51.398





Wackersdorf | 07 - 10.06.2012

CIK-FIA European KZ2 Championship



KZ2



**KZ2** Final (F)  
Analysis

For information purposes. No official / regulatory value

Laps	Sector 1	Sector 2	Sector 3	Lap Time
8	17.635	16.596	16.837	51.068
9	17.727	16.548	16.160	50.435
10	17.278	16.399	16.119	49.796
11	18.095	16.364	16.007	50.466
12	17.237	16.338	15.892	49.467
13	17.096	16.367	15.769	49.232
14	17.190	16.232	15.699	49.121
15	17.085	16.307	16.520	49.912
16	17.216	16.297	15.821	49.334
17	17.189	16.121	15.549	48.859
18	<b>16.991</b>	16.273	<b>15.523</b>	<b>48.787</b>
19	17.780	16.972	16.037	50.789
20	17.858	16.282	15.596	49.736
21	17.230	16.986	16.395	50.611
22	17.791	17.029	15.822	50.642
23	17.243	16.275	15.578	49.096
24	17.183	<b>16.119</b>	15.525	48.827
25	17.262	16.201	15.624	49.087

**No.250 Juodvirsis, Simas**

1	21.276	18.251	17.543	57.070
2	19.138	17.904	17.043	54.085
3	18.320	17.525	17.207	53.052
4	18.371	18.155	17.121	53.647
5	18.338	17.513	16.972	52.823
6	17.990	17.373	16.864	52.227
7	17.985	17.090	16.702	51.777
8	17.648	16.918	16.474	51.040
9	17.648	16.827	16.321	50.796
10	17.414	16.523	16.188	50.125
11	17.325	16.411	16.118	49.854
12	17.254	16.368	15.939	49.561
13	17.074	16.312	15.916	49.302
14	17.249	16.331	15.918	49.498
15	17.103	16.214	15.813	49.130
16	17.020	16.252	15.770	49.042
17	17.004	16.293	15.840	49.137
18	17.030	16.202	15.788	49.020
19	17.008	16.179	15.674	48.861
20	<b>16.955</b>	16.199	15.675	48.829
21	16.985	16.238	15.690	48.913
22	16.995	<b>16.164</b>	15.632	<b>48.791</b>
23	17.048	16.197	15.678	48.923
24	17.013	16.170	<b>15.631</b>	48.814
25	17.620	16.212	16.436	50.268

**No.259 Lennox-Lamb, Jordon**

1	22.310	19.340	17.770	59.420
2	19.163	18.105	17.484	54.752
3	18.741	17.793	17.130	53.664
4	19.280	18.430	17.907	55.617

Laps	Sector 1	Sector 2	Sector 3	Lap Time
5	18.875	17.437	17.036	53.348
6	18.729	17.313	16.928	52.970
7	18.690	17.136	16.717	52.543
8	17.707	16.942	16.509	51.158
9	17.826	16.703	16.706	51.235
10	18.770	16.792	16.465	52.027
11	17.527	16.375	16.099	50.001
12	17.251	16.299	15.963	49.513
13	17.171	16.271	15.858	49.300
14	17.167	16.367	15.927	49.461
15	17.123	16.538	16.041	49.702
16	17.191	16.199	15.867	49.257
17	17.274	16.272	15.726	49.272
18	17.228	16.247	15.712	49.187
19	17.008	16.174	15.661	48.843
20	16.929	16.048	15.588	48.565
21	17.012	16.108	15.664	48.784
22	<b>16.914</b>	15.999	<b>15.546</b>	<b>48.459</b>
23	16.948	16.111	15.607	48.666
24	16.943	<b>15.995</b>	15.571	48.509
25	16.927	16.167	15.927	49.021

**No.262 Lundberg, Douglas**

1	24.015	20.351	17.631	1:01.997
2	19.109	17.812	17.408	54.329
3	18.595	17.670	17.071	53.336
4	18.399	18.472	18.064	54.935
5	19.234	18.501	18.733	56.468
6	18.423	17.117	16.649	52.189
7	18.035	16.796	16.619	51.450
8	17.909	16.775	16.318	51.002
9	17.718	16.700	16.048	50.466
10	17.538	16.453	16.173	50.164
11	17.587	16.304	15.890	49.781
12	17.632	16.277	15.973	49.882
13	<b>17.121</b>	<b>16.274</b>	<b>15.720</b>	<b>49.115</b>
14	17.163	16.298	15.799	49.260
15	17.300	16.791	15.832	49.923

**No.269 Meindorfer, Marvin**

1	21.691	18.971	18.298	58.960
2	18.753	18.232	17.513	54.498
3	18.299	17.624	17.460	53.383
4	18.419	17.631	17.074	53.124
5	18.088	17.440	16.931	52.459
6	17.939	17.168	16.905	52.012
7	17.894	16.936	16.636	51.466
8	17.884	16.833	16.443	51.160
9	17.645	16.504	16.292	50.441
10	17.519	16.492	16.157	50.168
11	17.363	16.430	16.120	49.913

Laps	Sector 1	Sector 2	Sector 3	Lap Time
12	17.322	16.395	15.964	49.681
13	17.231	16.248	15.974	49.453
14	17.205	16.219	15.870	49.294
15	17.169	16.392	15.932	49.493
16	17.191	16.258	15.960	49.409
17	17.107	<b>16.130</b>	15.899	49.136
18	17.107	16.185	15.864	49.156
19	17.125	16.153	15.875	49.153
20	17.266	16.247	15.898	49.411
21	17.113	16.191	15.833	49.137
22	<b>17.071</b>	16.160	15.773	<b>49.004</b>
23	17.298	16.226	15.900	49.424
24	17.562	16.301	<b>15.706</b>	49.569
25	17.286	16.234	15.757	49.277

**No.270 Midrle, Jan**

1	29.518	19.072	18.084	1:06.674
2	19.488	18.462	17.399	55.349
3	18.455	19.662	17.184	55.301
4	18.031	17.590	17.220	52.841
5	17.958	17.417	17.477	52.852
6	18.070	17.118	16.851	52.039
7	18.103	17.202	16.810	52.115
8	17.661	16.733	16.353	50.747
9	17.487	16.791	16.230	50.508
10	17.428	16.353	16.298	50.079
11	17.256	16.423	16.050	49.729
12	17.334	16.142	15.923	49.399
13	17.104	16.097	15.890	49.091
14	17.097	16.184	15.915	49.196
15	17.245	16.085	15.977	49.307
16	17.143	16.107	15.982	49.232
17	17.322	16.240	15.802	49.364
18	17.102	16.106	15.702	48.910
19	16.987	16.112	15.621	48.720
20	17.061	16.104	15.635	48.800
21	<b>16.924</b>	<b>16.061</b>	15.591	48.576
22	16.977	16.097	15.579	48.653
23	16.990	16.076	15.513	48.579
24	16.949	16.090	<b>15.507</b>	<b>48.546</b>
25	17.058	16.086	15.777	48.921

**No.274 Negro, Riccardo**

1	22.094	18.660	18.262	59.016
2	19.314	18.398	17.699	55.411
3	19.088	17.818	19.453	56.359
4	18.508	18.321	17.361	54.190
5	18.736	17.891	16.928	53.555
6	20.380	18.246	17.498	56.124
7	17.934	17.040	16.509	51.483
8	17.659	16.896	16.477	51.032





# Wackersdorf | 07 - 10.06.2012

## CIK-FIA European KZ2 Championship



# KZ2

### KZ2 Final (F) Analysis

For information purposes. No official / regulatory value

Laps	Sector 1	Sector 2	Sector 3	Lap Time
9	17.715	16.649	16.163	50.527
10	17.468	16.571	16.080	50.119
11	17.479	16.492	16.069	50.040
12	17.309	16.361	16.258	49.928
13	17.372	16.235	15.810	49.417
14	17.138	16.448	16.229	49.815
15	17.396	16.380	15.729	49.505
16	17.085	16.118	15.658	48.861
17	17.370	16.141	15.628	49.139
18	17.266	16.534	16.061	49.861
19	17.335	<b>16.106</b>	<b>15.617</b>	49.058
20	<b>17.020</b>	16.123	15.712	48.855
21	17.140	16.162	15.711	49.013
22	17.025	16.131	15.649	<b>48.805</b>
23	17.053	16.125	15.642	48.820
24	17.025	16.134	15.652	48.811
25	17.248	16.124	15.672	49.044

#### No.277 Ostvold, Kenneth J.

1	24.770	20.274	18.198	1:03.242
2	19.880	18.493	17.143	55.516
3	19.016	18.704	17.783	55.503
4	18.344	17.449	17.265	53.058
5	18.626	17.403	17.120	53.149
6	18.318	17.063	16.775	52.156
7	17.889	17.057	16.736	51.682
8	17.791	16.739	16.384	50.914
9	17.557	16.465	16.363	50.385
10	17.527	16.450	16.664	50.641
11	17.719	16.437	15.963	50.119
12	17.798	16.422	16.020	50.240
13	17.191	16.331	15.752	49.274
14	17.164	16.161	15.711	49.036
15	17.280	16.452	16.257	49.989
16	17.314	16.193	15.772	49.279
17	17.091	16.198	15.628	48.917
18	16.990	16.183	15.626	48.799
19	17.226	17.505	15.970	50.701
20	17.219	16.156	15.618	48.993
21	16.999	16.067	15.595	48.661
22	17.016	16.113	15.539	48.668
23	<b>16.921</b>	16.131	15.525	48.577
24	16.982	16.077	15.529	48.588
25	16.958	<b>16.045</b>	<b>15.499</b>	<b>48.502</b>

#### No.278 Oswald, Rene

1	22.899	18.847	17.965	59.711
2	19.147	18.258	17.369	54.774
3	18.667	18.047	16.745	53.459
4	18.471	18.671	16.968	54.110
5	18.155	17.956	17.084	53.195

Laps	Sector 1	Sector 2	Sector 3	Lap Time
6	33.302	17.852	16.869	1:08.023
7	18.065	16.913	16.416	51.394
8	17.722	16.786	16.396	50.904
9	17.829	16.760	16.232	50.821
10	17.388	16.390	16.047	49.825
11	17.395	16.442	15.853	49.690
12	17.067	16.432	15.826	49.325
13	17.221	16.326	15.797	49.344
14	17.094	16.333	15.905	49.332
15	17.511	16.328	15.760	49.599
16	17.111	16.227	15.715	49.053
17	17.063	16.328	15.641	49.032
18	<b>16.921</b>	<b>16.135</b>	15.660	<b>48.716</b>
19	16.990	16.263	15.728	48.981
20	17.049	16.315	15.647	49.011
21	16.992	16.236	15.603	48.831
22	17.245	16.290	15.590	49.125
23	17.033	16.180	15.583	48.796
24	17.038	16.223	<b>15.571</b>	48.832
25	17.162	16.290	15.604	49.056

#### No.280 Paauwe, Menno

1	35.343	18.846	21.664	1:15.853
2	19.437	18.057	17.296	54.790
3	18.826	17.536	19.637	55.999
4	18.732	18.135	17.216	54.083
5	18.041	17.536	17.059	52.636
6	17.987	17.529	16.935	52.451
7	17.976	17.138	16.597	51.711
8	17.759	16.835	16.309	50.903
9	17.543	16.788	16.309	50.640
10	17.509	16.583	16.042	50.134
11	17.343	16.489	15.908	49.740
12	17.180	16.295	15.836	49.311
13	17.172	16.347	15.829	49.348
14	17.100	16.292	15.860	49.252
15	17.450	16.454	15.942	49.846
16	17.360	16.305	15.725	49.390
17	17.126	16.233	15.699	49.058
18	<b>17.098</b>	16.310	15.733	49.141
19	17.156	16.229	15.703	49.088
20	17.115	<b>16.145</b>	15.754	49.014
21	17.275	16.287	15.740	49.302
22	17.301	16.246	15.680	49.227
23	17.102	16.209	15.679	48.990
24	17.149	16.153	<b>15.635</b>	<b>48.937</b>
25	17.155	16.203	15.734	49.092

#### No.282 Panfilov, Leonid

1	22.251	19.041	18.228	59.520
2	19.149	18.024	17.285	54.458

Laps	Sector 1	Sector 2	Sector 3	Lap Time
3	18.640	17.611	17.485	53.736
4	18.530	17.503	17.159	53.192
5	18.366	17.395	16.996	52.757
6	18.228	17.238	17.183	52.649
7	18.829	17.071	16.663	52.563
8	18.313	16.905	16.567	51.785
9	17.693	16.665	16.421	50.779
10	17.554	16.528	16.285	50.367
11	17.530	16.396	16.127	50.053
12	17.300	16.433	16.020	49.753
13	17.185	16.274	15.926	49.385
14	17.110	16.273	15.849	49.232
15	17.164	16.359	15.916	49.439
16	17.136	16.226	15.856	49.218
17	17.106	16.175	15.839	49.120
18	17.137	16.210	15.902	49.249
19	17.205	16.269	16.353	49.827
20	17.179	16.262	15.790	49.231
21	17.110	<b>16.147</b>	15.718	<b>48.975</b>
22	17.095	16.216	<b>15.693</b>	49.004
23	17.601	16.304	15.799	49.704
24	<b>17.067</b>	16.265	15.761	49.093
25	17.106	16.290	15.792	49.188

#### No.292 Romkema, Ricardo

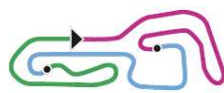
1	23.537	19.289	18.937	1:01.763
2	19.498	18.036	<b>17.575</b>	55.109
3	18.742	<b>17.546</b>	18.264	54.552
4	<b>18.522</b>	17.575	18.070	<b>54.167</b>

#### No.295 Sani, Flavio

1	24.827	21.202	19.333	1:05.362
2	21.234	20.405	19.187	1:00.826
3	21.480	20.177	19.884	1:01.541
4	22.896	20.263	19.570	1:02.729
5	22.294	19.449	<b>18.679</b>	<b>1:00.422</b>
6	21.644	<b>19.395</b>	20.073	1:01.112
7	<b>20.418</b>	19.992	24.015	1:04.425

#### No.308 Tilloca, Luca

1	23.765	19.893	20.121	1:03.779
2	19.503	18.088	16.855	54.446
3	18.379	17.624	17.414	53.417
4	18.740	17.635	18.436	54.811
5	18.215	17.833	17.295	53.343
6	18.631	17.375	17.103	53.109
7	18.155	17.082	16.447	51.684
8	17.809	16.758	16.469	51.036
9	17.617	16.616	16.228	50.461
10	17.506	16.454	16.355	50.315
11	17.438	16.412	16.308	50.158
12	17.497	16.338	15.840	49.675





Wackersdorf | 07 - 10.06.2012

CIK-FIA European KZ2 Championship



KZ2



**KZ2**

**Final (F)**

Analysis

For information purposes. No official / regulatory value

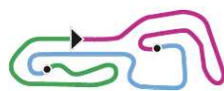
Laps	Sector 1	Sector 2	Sector 3	Lap Time	Laps	Sector 1	Sector 2	Sector 3	Lap Time
13	17.481	16.204	15.720	49.405	10	17.522	16.487	16.047	50.056
14	17.127	16.302	16.013	49.442	11	17.412	16.487	16.017	49.916
15	17.229	16.279	15.734	49.242	12	<b>17.272</b>	<b>16.383</b>	<b>15.902</b>	<b>49.557</b>
16	17.095	16.080	15.715	48.890	13	18.182	16.558	15.999	50.739
17	17.263	16.270	15.690	49.223	14	17.465	16.694	16.399	50.558
18	17.383	16.466	15.972	49.821					
19	17.044	16.097	15.618	48.759					
20	17.002	16.079	15.623	48.704					
21	17.034	<b>16.034</b>	15.595	48.663					
22	<b>16.963</b>	16.183	15.647	48.793					
23	17.061	16.160	15.670	48.891					
24	16.973	16.079	<b>15.562</b>	<b>48.614</b>					
25	17.070	16.186	15.706	48.962					

**No.314 Van Haandel, Chantal**

1	25.274	20.867	18.679	1:04.820
2	19.628	17.967	17.439	55.034
3	18.940	18.726	17.565	55.231
4	18.115	17.514	17.124	52.753
5	18.219	17.543	17.111	52.873
6	18.576	17.246	17.295	53.117
7	18.140	17.167	16.654	51.961
8	17.800	16.788	16.312	50.900
9	17.522	16.598	16.377	50.497
10	17.387	16.388	16.773	50.548
11	17.373	16.349	15.976	49.698
12	18.210	16.486	16.073	50.769
13	17.071	16.291	15.826	49.188
14	17.047	16.259	15.803	49.109
15	17.210	16.576	16.413	50.199
16	17.606	16.257	15.820	49.683
17	17.196	16.129	15.629	48.954
18	16.981	16.164	15.673	48.818
19	17.755	17.031	16.129	50.915
20	17.523	16.215	15.684	49.422
21	17.094	<b>16.112</b>	15.689	48.895
22	17.100	16.163	15.617	48.880
23	16.983	16.146	15.623	48.752
24	17.052	16.131	<b>15.548</b>	<b>48.731</b>
25	<b>16.975</b>	16.168	15.606	48.749

**No.320 Zanchetta, Marco**

1	24.426	20.007	17.551	1:01.984
2	19.142	17.993	17.092	54.227
3	18.615	17.681	17.638	53.934
4	18.465	18.620	17.727	54.812
5	18.266	16.911	16.614	51.791
6	20.516	17.502	16.522	54.540
7	17.901	16.778	16.375	51.054
8	17.607	16.705	16.306	50.618
9	17.644	16.595	16.335	50.574







**KZ2**


**Final (F)**  
Starting Grid

**Document 77**

Subject to scrutineering & sporting investigations

277	<b>Ostvoid, Kenneth J.</b> Energy / Vortex / Vega		17	230	<b>Fiault, Charles</b> Sodi / Maxter / Vega	
295	<b>Sani, Flavio</b> Birel / TM / Vega		16	262	<b>Lundberg, Douglas</b> CKR / TM / Vega	
233	<b>Geerts, Roy</b> PCR / TM / Vega		15	216	<b>Da Silva, Clement</b> Praga / Parilla / Vega	
228	<b>Fabiani, Alessandro</b> CRG / TM / Vega		14	298	<b>Schmitz, Alexander</b> Praga / Vortex / Vega	
292	<b>Romkema, Ricardo</b> Energy / TM / Vega		13	212	<b>Cavalieri, Alberto</b> BRM / Maxter / Vega	
214	<b>Christensen, Michael E.</b> Energy / Vortex / Vega		12	308	<b>Tilloca, Luca</b> Kali'Kart / TM / Vega	
203	<b>Arrue, Alexandre</b> Righetti / TM / Vega		11	320	<b>Zanchetta, Marco</b> Energy / TM / Vega	
229	<b>Fasberg, Andreas</b> Tony Kart / Vortex / Vega		10	314	<b>Van Haandel, Chantal</b> CRG / TM / Vega	
248	<b>Janous, Adam</b> Praga / Parilla / Vega		9	224	<b>Doubek, Martin</b> Praga / TM / Vega	
206	<b>Becker, Julian</b> Tony Kart / Vortex / Vega		8	278	<b>Oswald, Rene</b> Tony Kart / Vortex / Vega	
259	<b>Lennox-Lamb, Jordon</b> CRG / Maxter / Vega		7	273	<b>Müller, Marcel</b> CRG / Maxter / Vega	
218	<b>Davies, Dylan</b> PCR / TM / Vega		6	282	<b>Panfilov, Leonid</b> BRM / TM / Vega	
312	<b>Van Der Burgt, Ryan</b> Maddox / TM / Vega		5	241	<b>Gyr, Kevin</b> Tony Kart / Vortex / Vega	
270	<b>Midrła, Jan</b> Birel / TM / Vega		4	242	<b>Hansen, Jonas</b> Maranello / Vortex / Vega	
280	<b>Paauwe, Menno</b> Birel / TM / Vega		3	274	<b>Negro, Riccardo</b> DR / TM / Vega	
221	<b>Di Martino, Michele</b> Energy / TM / Vega		2	249	<b>Jeleniowski, Marcel</b> Tony Kart / Vortex / Vega	
250	<b>Juodvirsis, Simas</b> Energy / TM / Vega		1	269	<b>Meindorfer, Marvin</b> Tony Kart / Vortex / Vega	

POLE POSITION



Start : 10/06/2012 - 14:30 25 Laps = 30.550 Km

Wackersdorf (DEU) - 07/06/2012 - 10/06/2012

CIK-FIA